

**VILLAGE OF NEW GLARUS  
PARKS & RECREATION COMMITTEE**

**1/10/24 6:00 P.M.**

**Village Hall Board Room  
319 2<sup>nd</sup> Street New Glarus, WI**

**AGENDA:**

1. Call to Order
2. Approval of Agenda
3. Public Comment Period
4. Approval of 11.29.23 Minutes
5. Monthly Parks & Recreation Report
6. Consideration/Discussion: Candy Cane Park Inclusive Playground Vendor Selection
7. Adjournment

Chuck Phillipson, Chair Parks & Recreation Committee

**AGENDA**

POSTED: N.G. Village Hall 1/5/24  
N.G. Post Office 1/5/24  
Bank of New Glarus 1/5/24



---

Kelsey A. Jenson, Clerk

PURSUANT TO APPLICABLE LAW, NOTICE IS HEREBY GIVEN THAT A QUORUM OR A MAJORITY OF THE NEW GLARUS VILLAGE BOARD OF TRUSTEES MAY ATTEND THIS MEETING. INFORMATION PRESENTED AT THIS MEETING MAY HELP FORM THE RATIONALE BEHIND FUTURE ACTIONS THAT MAY BE TAKEN BY THE NEW GLARUS VILLAGE BOARD.

PERSONS REQUIRING ADDITIONAL SERVICES TO PARTICIPATE IN A PUBLIC MEETING MAY CONTACT THE VILLAGE CLERK FOR ASSISTANCE AT 527-2510.

**Village of New Glarus**  
**Parks and Recreation Meeting Minutes**  
**November 29, 2023 - 6:00 PM**

MEETING CALL TO ORDER: Chair Chuck Phillipson called meeting to order at 6:00 PM.

PRESENT: Chuck Phillipson, Mike Marty, and Larry Stuessy

ALSO PRESENT: Village Administrator Lauren Freeman, Public Works Director Joe Cockroft, Parks & Recreation Director Megan Buol

APPROVAL OF MINUTES FROM 9.12.23: Motion by Mike Marty to approve minutes, seconded by Larry Steussy. Motion carried 3-0.

MONTHLY PARKS & RECREATION REPORT:

Public Works Director Joe Cockroft and Village Administrator Lauren Freeman provided an update to the committee.

CONSIDERATION/DISCUSSION: Parks & Recreation Director Job Description:

Village Administrator Lauren Freeman presented a draft job description for the Parks & Recreation Director position. Motion by Mike Marty to approve job description, seconded by Larry Steussy. Motion carried 3-0.

CONSIDERATION/DISCUSSION: Candy Cane Park Inclusive Playground Project:

Village Administrator Lauren Freeman provided an update on the Candy Cane Park project. No action was taken.

CONSIDERATION/DISCUSSION: Valle Tell Green Space:

The Committee discussed a resident complaint about dog waste in the Village-owned green space in the Valle Tell neighborhood. The Committee instructed staff to place a trash can at the green space and send a letter to neighborhood residents.

The meeting was adjourned at 6:47 PM.

-Lauren Freeman  
Village Administrator

# VILLAGE OF NEW GLARUS



## ADMINISTRATION DEPARTMENT

---

---

### MEMORANDUM

---

---

**To:** Parks & Recreation Committee  
**From:** Lauren Freeman, Village Administrator  
**Date:** January 10, 2024  
**Re:** Candy Cane Park Inclusive Playground Vendor

---

#### **Background:**

The Village of New Glarus and non-profit New Glarus Cares are working together to fund the replacement of Candy Cane Park playground with a new inclusive playground. The Village has committed \$80,000 to this project, a foundation has matched that amount with an additional \$80,000, and New Glarus Cares has committed to fundraising an additional \$40,000 to bring the total project budget to \$200,000.

#### **Discussion:**

Village staff reached out to two vendors, Lee Recreation and Commercial Recreation Specialists, to submit updated playground proposals based on the Village's draft budget for the project and community input collected by New Glarus Cares.

#### Playground Specifications:

- Budget: \$175,000 (equipment + rubber surface/pour in place + supervision of community build)
  - Site prep and equipment removal will be handled separately by PW staff
- Must Haves:
  - Rubber/pour in place surfacing (4,332 sq. ft.)
  - 3 bays of swings (6 swings total)
  - Spinner
  - Climbing structure with at least 2 slides, with a ramp up to the first slide (ADA accessible), with remainder of the structure more challenging for older kids and kids without physical limitations
- Nice to Haves:
  - Tactile features
  - Tire swing or multi-person swing
  - Enclosed slide
- General note: We are looking for a playground that offers fun, inclusive options for children of all ages and abilities. The entire playground does not need to be inclusive.

### Lee Recreation Proposal:

Option 1 (142-178702-1) Includes entire ramped structure with the two slides requested (one having a transferable point from the ramp for wheelchair accessibility), music play panel, Formis ladder climber along with some overhead climbing events, Volta Inclusive Spinner, 3 Bay SP Swings with 4 belt seats, tot, and Freedom Inclusive swing seat, and the entire play space in PIP surfacing.

Option 2 (142-178738-1): Utilized the hybrid surfacing to save some funds to add more play equipment, but still provide accessibility to all accessible pieces of equipment. This one has a larger ramped structure, still with the 2 slides requested, more climbing opportunities such as the Nucleus Core Arch Climber (very cool climber), music drum and sensory panels, Formis ladder, and some other overhead events, Volta Inclusive Spinner, 3 Bay SP Swings with 4 belts, tot, and Freedom Inclusive swing seat, and surfacing. The PIP surfacing differs between the 3D rendering and 2D layout because the vendor increases the PIP to allow for more accessibility than what is depicted on the 2D rendering. So that is why the area on the quote is more than what is shown on the 2D.

### Commercial Recreation Specialists Proposal:

There are two sets of renderings:

- 644-163910C – this rendering is the main proposal. The quote includes pricing and discounts for the rendering.
- 644-163910B – this rendering provides the same equipment as the proposal above but also includes the tire swing and the additional surfacing required for the swing. The quote provides a section towards the bottom under the heading “Option” that breaks down the additional cost if the tire swing option is selected to include the equipment and surfacing.

Background on the layout of the proposal:

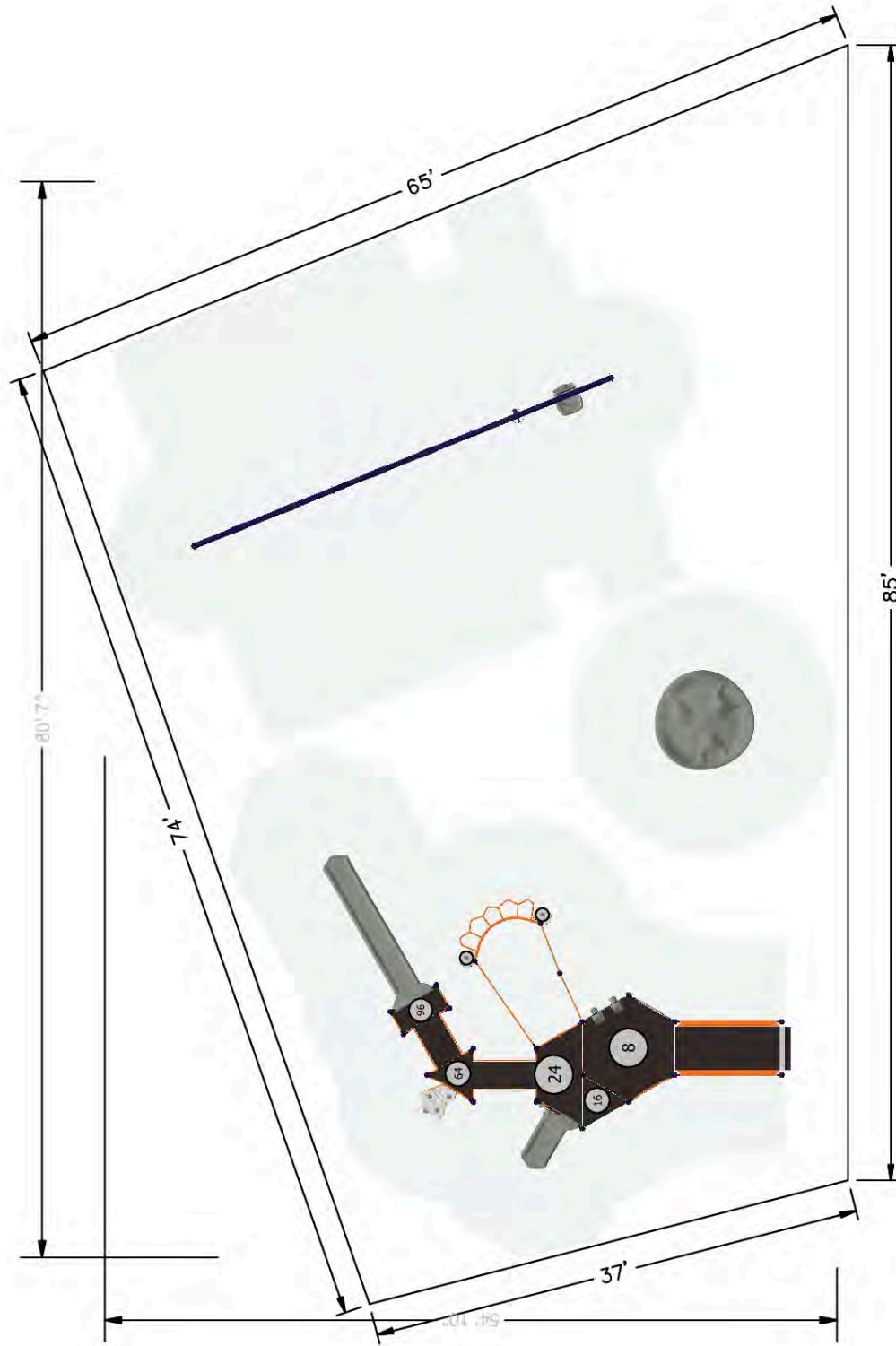
- Up to two colors are allowed on the poured in place surfacing. Green with blue running through as a tribute to the Little Sugar River. Layout allows the children to both have a safe play surface and use the surface in their play. The layout of the river is for illustration purposes and can be changed to add more or less of any of the colors as long as the areas do not get too small as to be difficult to install.
- Swings are arranged so that the accessible swings are distributed through the bays to encourage the inclusiveness of the children without isolation to an area.
- Green and blue used in the surfacing and some green in the structure to both break up the colors while keeping the historical significance of Candy Cane Park. Reds can be a trigger to some with autism and moving away from all red visually provides a stress relief and should encourage play. The colors in both the structures and surfacing can be changed to any color available through Play and Park/Surfacing.
- The quote states that the pricing is only good for 30 days but will be honored longer to allow time for application of the grant.



**COLOR KEY**

- RED
- WHITE
- GRANITE
- GRAY
- SILVER
- E RED/WHITE
- B GRAY/BLACK





NOTE: ALTHOUGH ALL ATTEMPTS HAVE BEEN MADE TO PROVIDE AN ACCURATE SITE IT MAY NOT TRULY REPRESENT THE AREA WHERE THIS STRUCTURE IS TO BE PLACED.

The use and layout of play components identified in this plan conform to the CPSC guidelines. U.S. CPSC recommends the separation of age groups in playground layouts.

PLAYGROUND ACCESSIBILITY (Provided/Required)			
TOTAL ELEVATED EVENTS	TRANSFER ACCESSIBLE EVENTS	RAMP ACCESSIBLE EVENTS	TYPES OF GROUND EVENTS
14	7 / 4	3 / 0	10 / 2
			4 / 2

**OVERALL BOUNDING OF USE ZONES** \*\*The space requirements shown here are to ASTM standards. Requirements for other standards may be different.

Area: 4412.2 Sq.ft.  
 Perimeter: 270.7 ft.  
**STRUCTURE SIZE:** 10"x80' 7"  
**POST SIZE(S):**

Warning: Accessible safety surfacing material is required beneath and around this equipment that is compliant with ASTM, CPSC, and ADAAG requirements.

**SERIES** Burke Basics | Nucleus | Intensity

**SITE PLAN VIEW**

**GROUP:**  
5 - 12 Structure|Freestanding

**New Glarus - Candy Cane Park**  
New Glarus, WI 53574

01/02/2024


**DESIGNED FOR AGES:**  
5 to 12



**Lee Recreation, LLC**  
142-178702-1

Designer: John T. Uelmen

ITEM	COMP.	DESCRIPTION
1	270-0131	HEXAGONAL PLATFORM SSP
2	370-0868	TREE BRANCH CLIMBER-4
3	370-1669	SHASTA CLIMBER, POST TO POST
4	270-0112	UNITARY ENCLOSURE
5	270-0015	8' ADAAG ENTRANCE RAMP W/GUARDRAIL
6	570-1851	CHIMES PANEL
7	570-2670	DRUM ACCESSIBLE REACH PANEL
8	570-0622	PLATFORM ROLL GUARD
9	270-0132	HALF HEXAGON PLATFORM
10	370-0033	ODYSSEY POST LINK DOUBLE
11	370-1678	90 DEG HORIZONTAL LADDER, NUCLEUS
12	370-1608	OVYSTEP LAUNCH PAD
13	270-0266	CENTER MOUNT ENCLOSURE
14	370-0469	40" TRANSITION STAIR W/BARRIERS
15	270-0129	TRIANGLE PLATFORM
16	370-0468	32" TRANSITION STAIR W/BARRIERS
17	270-0291	HALF PLATFORM W/SUPPORT
18	570-2624	HALF PIPE WALL
19	470-0758	VELO XL SLIDE, 88"-96" W/O HOOD
20	470-0967	SLIDE HOOD, LOW SIDE WALL
21	370-0233	FORMIS LADDER 64
22	470-0836	ROCK'N ROLL SLIDE, 24-32 W/O HOOD
23	270-0009	8" CLOSURE PLATE, ELLIPSE
24	270-0300	ABSTRACT PLATFORM LADDER 16"
25	370-0016	GRAB BAR ASSEMBLY
26	560-2579	VOLTA INCLUSIVE SPINNER
27	560-2765	VOLTA SPINNER FOOTER



**SERIES** Nucleus | Intensity | Burke Basics

**COMPONENT VIEW**

**GROUP:**  
5 - 12 Structure

**New Glarus - Candy Cane Park**  
New Glarus, WI 53574

01/02/2024

**DESIGNED FOR AGES:**  
5 to 12

**Lee Recreation, LLC**  
**142-178702-1**

**Burke**  
PLAY THAT MOVES YOU

Designer: John T. Uelmen



DATE: January 4, 2024  
 TO: Village of New Glarus  
 Candy Cane Park  
 319 2nd St.  
 New Glarus, WI 53574  
 FROM: Pat Groom  
 RE: **Playground Proposal #142-178702-1**

**BCI BURKE "Play That Moves You"**

Playground Proposal #142-178702-1  
 14 Play Events for an estimated 93 users ages 5-12

1-#NUCLEUS	Nucleus Modular Structure - 5-12 Years	\$ 53,811.00
<b>DECKS:</b> 2-Triangle, 1-Half Hex, 1-Hexagonal, 1- Half Platform		
<b>RAMP:</b> 1-ADA Entrance Ramp w/ Guardrails		
<b>SLIDES:</b> Velo XL @ 96" Deck Ht., Rock N Roll Slide @ 24" Deck Ht.		
<b>BALANCE:</b> 2-Ovistep Launch Pads		
<b>CLIMBERS:</b> Odyssey Post Link Double, Formis Ladder, Tree Branch Climber, Shasta Climber		
<b>PLAY ACTIVITY PANELS:</b> Chimes Panel, Drum Accessible Reach Panel		
<b>UPPER BODY:</b> 90 Degree Horizontal Ladder		
<b>BALANCE:</b> 2-Ovistep Launch Pads		
<b>MOTION:</b> Volta Inclusive Spinner		
1-#550-0201	3-Bay Single Post Swing Assembly <i>Includes: 4 Belt Seats, 1-Tot Seat, 1-Freedom Swing Seat</i>	\$ 6,036.00

Subtotal Equipment	\$ 59,447.00
Project Discount	(\$ 8,915.00)
Assembly/Installation	\$ 17,835.00
Poured-In-Place Surfacing, 4,332 SQFT	\$103,968.00
Freight	<u>\$ 1,000.00</u>
<b>TOTAL</b>	<b>\$173,335.00</b>

**NOTE:** Playbound (™)Poured-In-Place Surfacing consists of a 50% Color - 50% Black speckled mix, includes aggregate base. 24 hour security of site until product sets is the responsibility of the customer.

Quote Accepted by: \_\_\_\_\_ Date: \_\_\_\_\_

**Terms:** Net 20  
**Site Preparation & Site Restoration is the responsibility of the customer.**  
**Lead time:** 10-12 Weeks Upon Receipt of Order  
**Quote Effective:** **Until 03-01-2024**



# BURKE GENERATIONS WARRANTY®

## The Longest and Strongest warranty in the industry

BCI Burke Company, LLC ("Burke") warrants that all standard products are warranted to be free from defects in materials and workmanship, under normal use and service, for a period of one (1) year from the date of shipment.

## We stand behind our products. In addition, the following products are warranted, under normal use and service from the date of shipment as follows:

- One Hundred (100) Year Limited Warranty on aluminum and steel upright posts (including Intensity®, Synergy™, Nucleus®, Voltage®, Little Buddies®, ELEVATE®, ACTIVATE®, INVIGORATE™) against structural failure due to corrosion, deterioration or workmanship.
- One Hundred (100) Year Limited Warranty on KoreKonekt® clamps against structural failure due to corrosion, deterioration or workmanship.
- One Hundred (100) Year Limited Warranty on Hardware (nuts, bolts, washers)
- One Hundred (100) Year Limited Warranty on bolt-through fastening and clamp systems (Synergy™, Intensity®, Nucleus®, Voltage®, Little Buddies®, ELEVATE®).
- Twenty-Five (25) Year Limited Warranty on spring assemblies and aluminum cast animals.
- Fifteen (15) Year Limited Warranty on structure platforms and decks, metal roofs, table tops, bench tops, railings and barriers against structural failure due to materials or workmanship.
- Fifteen (15) Year Limited Warranty on all plastic components including StoneBorders against structural failure due to materials or workmanship.
- Ten (10) Year Limited Warranty on ShadePlay Canopies fabric, threads, and cables against degradation, cracking or material breakdown resulting from ultra-violet exposure, natural deterioration or manufacturing defects. This warranty is limited to the design loads as stated in the specifications.
- Ten (10) Year Limited Warranty on NaturePlay® Boulders and GFRC products against structural failure due to natural deterioration or workmanship. Natural wear, which may occur with any concrete product with age, is excluded from this warranty.
- Ten (10) Year Limited Warranty on Full Color Custom Signage against manufacturing defects that cause delamination or degradation of the sign. Full Color Custom Signs also carry a two (2) year warranty against premature fading of the print and graphics on the signs.
- Five (5) Year Limited Warranty on Intensity® and RopeVenture® cables and LEVEL X® flex bridge against premature wear due to natural deterioration or manufacturing defects. Determination of premature wear will be at the manufacturer's discretion.
- Five (5) Year Limited Warranty on moving parts, including swing components, against structural failure due to materials or workmanship.
- Five (5) Year Limited Warranty on PlayEnsemble® cables and mallets against defects in materials and workmanship.
- Three (3) Year Limited Warranty on electronic panel speakers, sound chips and circuit boards against electronic failure caused by manufacturing defects.

The warranty stated above is valid only if the equipment is erected in conformity with the layout plan and/or installation instructions furnished by BCI Burke Company, LLC using approved parts; have been maintained and inspected in accordance with BCI Burke Company, LLC instructions. Burke's liability and your exclusive remedy hereunder will be limited to repair or replacement of those parts found in Burke's reasonable judgment to be defective. Any claim made within the above stated warranty periods must be made promptly after discovery of the defect. A part is covered only for the original warranty period of the applicable part. Replacement parts carry the applicable warranty from the date of shipment of the replacement from Burke. After the expiration of the warranty period, you must pay for all parts, transportation and service charges.

Burke reserves the right to accept or reject any claim in whole or in part. Burke will not accept the return of any product without its prior written approval. Burke will assume transportation charges for shipment of the returned product if it is returned in strict compliance with Burke's written instructions.

**THE FOREGOING WARRANTIES ARE EXCLUSIVE AND IN LIEU OF ANY OTHER WARRANTY, EXPRESS OR IMPLIED, INCLUDING BUT NOT LIMITED TO ANY IMPLIED WARRANTY OF MERCHANTABILITY OR FITNESS FOR A PARTICULAR PURPOSE. IF THE FOREGOING DISCLAIMER OF ADDITIONAL WARRANTIES IS NOT GIVEN FULL FORCE AND EFFECT, ANY RESULTING ADDITIONAL WARRANTY SHALL BE LIMITED IN DURATION TO THE EXPRESS WARRANTIES AND BE OTHERWISE SUBJECT TO AND LIMITED BY THE TERMS OF BURKE'S PRODUCT WARRANTY. SOME STATES DO NOT ALLOW THE EXCLUSION OF CERTAIN IMPLIED WARRANTIES, SO THE ABOVE LIMITATION MAY NOT APPLY TO YOU.**

**Warranty Exclusions:** The above stated warranties do not cover: "cosmetic" defects, such as scratches, dents, marring, or fading; damage due to incorrect installation, vandalism, misuse, accident, wear and tear from normal use, exposure to extreme weather; immersion in salt or chlorine water, unauthorized repair or modification, abnormal use, lack of maintenance, or other cause not within Burke's control; and

**Limitation of Remedies:** Burke is not liable for consequential or incidental damages, including but not limited to labor costs or lost profits resulting from the use of or inability to use the products or from the products being incorporated in or becoming a component of any other product. If, after a reasonable number of repeated efforts, Burke is unable to repair or replace a defective or nonconforming product, Burke shall have the option to accept return of the product, or part thereof, if such does not substantially impair its value, and return the purchase price as the buyer's entire and exclusive remedy. Without limiting the generality of the foregoing, Burke will not be responsible for labor costs involved in the removal of products or the installation of replacement products. Some states do not allow the exclusion of incidental damages, so the above exclusion may not apply to you.

The environment near a saltwater coast can be extremely corrosive. Some corrosion and/or deterioration is considered "normal wear" in this environment. Product installed within 500 yards of a saltwater shoreline will only be covered for half the period of the standard product warranty, up to a maximum of five years, for defects caused by corrosion. Products installed in direct contact with saltwater or that are subjected to salt spray are not covered by the standard warranty for any defects caused by corrosion.

Contact your local Burke Representative for warranty information regarding Burke Turf® and Burke Tile products.

### Terms of Sale

**Pricing:** Prices published in this catalog are in USD, are approximate and do not include shipping & handling, surfacing, installation nor applicable taxes. All prices are subject to change without notice. Contact your Burke representative for current pricing. Payments are to be made in USD.

**Weights:** Weights are approximate and may vary with actual orders.

**Installation:** All equipment is shipped unassembled. For a list of factory-certified installers in your area, please contact your Burke representative.

**Specifications:** Product specifications in this catalog were correct at the time of publication. However, product improvements are ongoing at Burke, and we reserve the right to change or discontinue specifications without notice.

**Loss or Damage in Transit:** A signed bill of lading is our receipt from a carrier that our shipment to you was complete and in good condition upon arrival. Before you sign, please check the Bill of Lading carefully when the shipment arrives to make sure nothing is missing and there are no damages. Once the shipment leaves our plant, we are no longer responsible for any damage, loss or shortage.

For more information regarding the warranty, call Customer Service at 920-921-9220 or 1-800-356-2070.

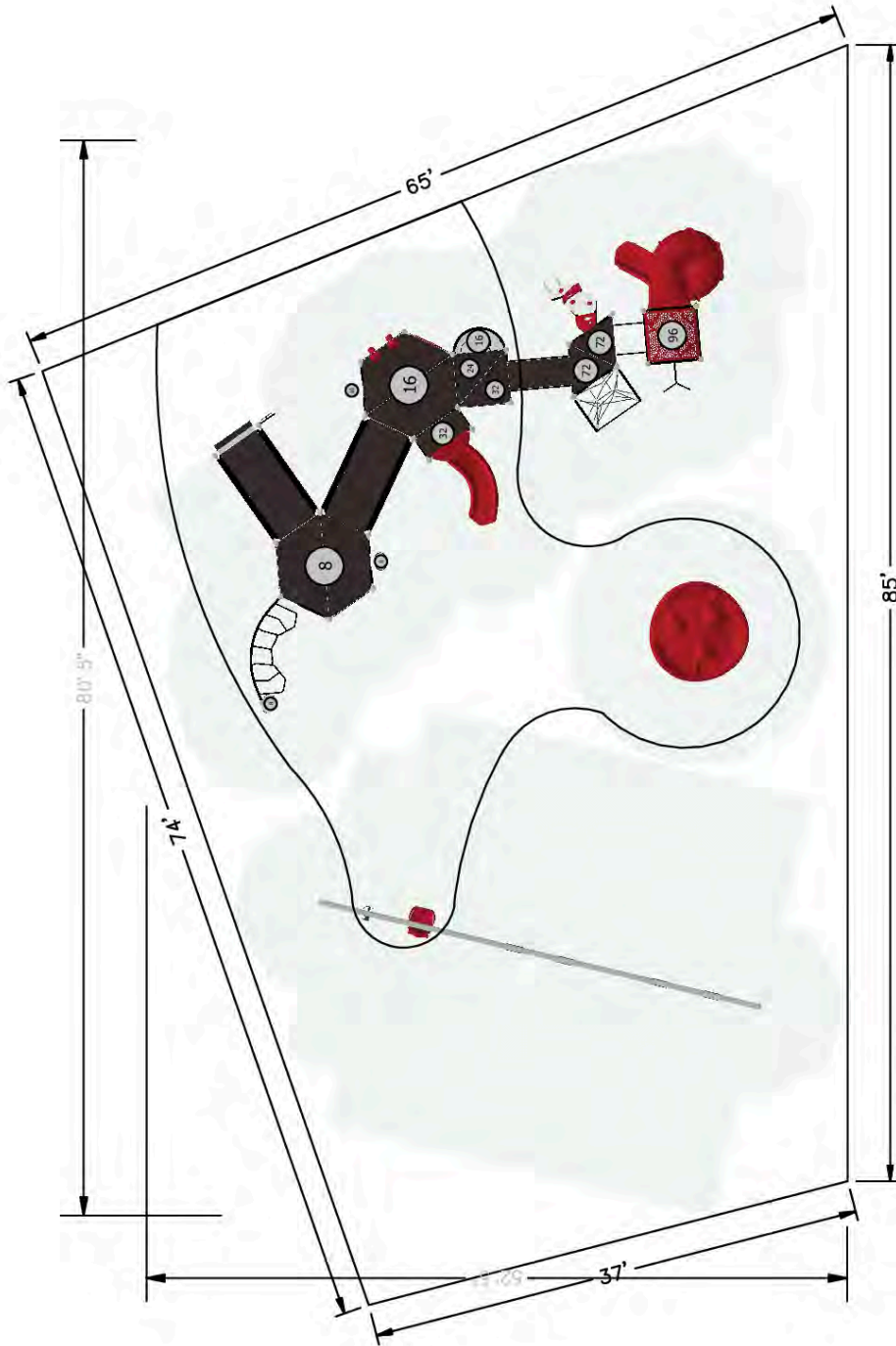
01/2021



**COLOR KEY**

- RED
- WHITE
- GRAY
- SILVER
- E RED/WHITE
- B GRAY/BLACK





AREA: 3,925 SQ. FT.  
 PIP AREA: 1,345 SQ. FT.  
 NOTE: ALTHOUGH ALL ATTEMPTS HAVE BEEN MADE TO PROVIDE AN ACCURATE SITE IT MAY NOT TRULY REPRESENT THE AREA WHERE THIS STRUCTURE IS TO BE PLACED.

PLAYGROUND ACCESSIBILITY (Provided/Required)			
TOTAL ELEVATED EVENTS	TRANSFER ACCESSIBLE EVENTS	RAMP ACCESSIBLE EVENTS	GROUND EVENTS
24	11 / 6	6 / 0	16 / 4
		5 / 0	6 / 3

**OVERALL BOUNDING OF USE ZONES** \*\*The space requirements shown here are to ASTM standards. Requirements for other standards may be different.

Area: 4211.2 sq.ft.  
 Perimeter: 265.6 ft.  
**STRUCTURE SIZE:** 5" x 80' 5"  
**POST SIZE(S):**

The use and layout of play components identified in this plan conform to the CPSC guidelines. U.S. CPSC recommends the separation of age groups in playground layouts.

Warning: Accessible safety surfacing material is required beneath and around this equipment that is compliant with ASTM, CPSC, and ADAAG requirements.

**SERIES** Nucleus | Intensity | Burke Basics

**SITE PLAN VIEW**

**GROUP:**  
 Structure|Freestanding

**New Glarus - Candy Cane Park**  
 New Glarus, WI 53574

01/03/2024

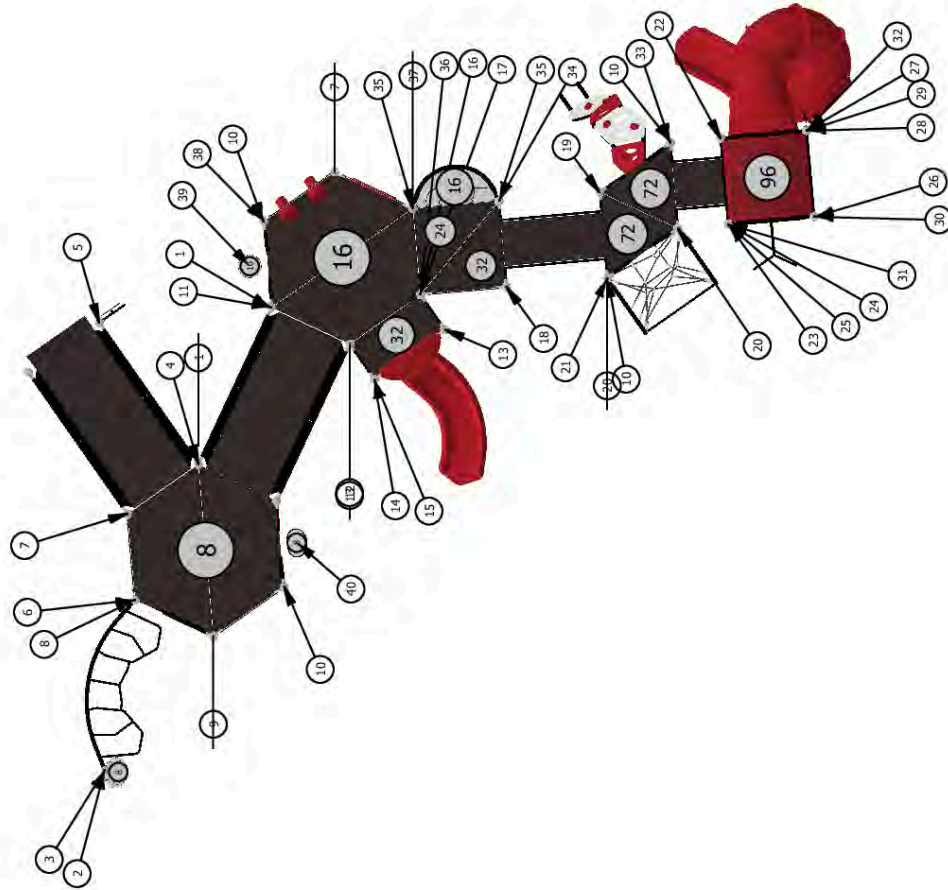
**DESIGNED FOR AGES:**  
 5 to 12



**Lee Recreation, LLC**  
 142-178738-1

Designer: Kristin La Cross

ITEM	COMP.	DESCRIPTION
1	270-0131	HEXAGONAL PLATFORM SSP
2	370-1676	STRAIGHT HORIZONTAL LADDER, NUCLEUS
3	370-1608	OVISTEP LAUNCH PAD
4	270-0015	8' ADAAG ENTRANCE RAMP W/GUARDRAIL
5	570-2705	SPINNER CRESCENT PANEL
6	570-2669	MAZE ACCESSIBLE REACH PANEL
7	570-0622	PLATFORM ROLL GUARD
8	270-0122	EVOLUTION OFFSET ENCLOSURE
9	570-0848	SIGNING 2-SIDED PLAY PANEL
10	270-0120	EVOLUTION UNITARY ENCLOSURE
11	270-0011	8' ADAAG RAMP W/GUARDRAIL
12	270-0290	HALF PLATFORM
13	570-2624	HALF PIPE WALL
14	470-0802	MONACO SLIDE, 32"-40"
15	470-0967	SLIDE HOOD, LOW SIDE WALL
16	270-0300	ABSTRACT PLATFORM LADDER 16"
17	370-0016	GRAB BAR ASSEMBLY
18	270-0301	SPLIT SQUARE PLATFORMCLOSURE PLATE
19	370-0469	40" TRANSITION STAIR W/BARRIERS
20	270-0129	TRIANGLE PLATFORM
21	370-1702	NUCLEUS CORE ARCH CLIMBER
22	370-0467	24" TRANSITION STAIR W/BARRIERS
23	270-0130	SQUARE PLATFORM
24	370-1710	ATOM CLIMBER 80"-96"
25	270-0121	EVOLUTION STANCHION
26	570-2678	CLOCK PANEL
27	470-0108	COBRA SLIDE CORKSCREW RIGHT 96"
28	470-0015	EVOLUTION SQUARE ROOF
29	470-0006	EVOLUTION BOTTOM ROOF SUPPORT, SINGLE
30	470-0008	EVOLUTION SIDE ROOF SUPPORT, LEFT
31	470-0003	EVOLUTION TOP ROOF SUPPORT, SINGLE
32	470-0009	EVOLUTION SIDE ROOF SUPPORT, RIGHT
33	370-0234	FORMIS LADDER 72
34	470-0075	CRESCENT PLATFORM
35	270-0009	8" CLOSURE PLATE, ELLIPSE
36	570-1858	3-IN-A-ROW PANEL, ABOVE PLATFORM
37	570-1851	CHIMES PANEL
38	570-2670	DRUM ACCESSIBLE REACH PANEL
39	560-0453	STEP SPOT POD 8-16"
40	580-1364	LIL NOVO BEAN STEP



**SERIES** Nucleus | Intensity | Burke Basics

**COMPONENT VIEW**

**GROUP:**  
Structure

**New Glarus - Candy Cane Park**  
New Glarus, WI 53574

01/03/2024

**DESIGNED FOR AGES:**  
5 to 12

**Burke**  
PLAY THAT MOVES YOU

**Lee Recreation, LLC**  
142-178738-1

Designer: Kristin La Cross



DATE: January 5, 2024  
 TO: Village of New Glarus  
 Candy Cane Park  
 319 2nd St.  
 New Glarus, WI 53574  
 FROM: Pat Groom  
 RE: **Playground Proposal #142-178738-1**

**BCI BURKE "Play That Moves You"**

Playground Proposal #142-178738-1  
 24 Play Events for an estimated 131 users ages 5-12

1-#NUCLEUS Nucleus Modular Structure - 5-12 Years \$ 76,191.00  
**DECKS:** 2-Triangle, 1-Square, 2-Hexagonal, 1- Half Platform, 1-Crescent  
**ROOF:** Evolution Square Roof  
**RAMP:** 1-ADA Entrance Ramp w/ Guardrails, 1- ADA Ramp w/ Guardrails  
**SLIDES:** Cobra Corkscrew @ 96" Deck Ht., Monaco Slide @ 32" Deck Ht.  
**CLIMBERS:** Nucleus Core Arch Climber, Atom Climber, Formis Ladder  
**PLAY ACTIVITY PANELS:** Signing 2-Sided Panel, Chimes Panel, 3-In-A-Row Panel,  
 Maze Accessible Reach, Drum Accessible Reach, Clock Panel, Spinner Crescent Panel  
**UPPER BODY:** Straight Horizontal Ladder  
**BALANCE:** 1-Ovistep Launch Pads, 1-Step Spot Pod, 1-Lil Novo Bean Step

1-#560-2579 Volta Inclusive Spinner \$ 7,751.00  
 1-#550-0201 3-Bay Single Post Swing Assembly \$ 6,036.00  
*Includes: 4 Belt Seats, 1-Tot Seat, 1-Freedom Swing Seat*

Subtotal Equipment	\$ 89,978.00
Project Discount	(\$13,495.00)
Assembly/Installation	\$ 26,995.00
Poured-In-Place Surfacing, 2,700 SQFT	\$ 64,800.00
Freight	\$ 1,000.00
<b>TOTAL</b>	<b>\$169,278.00</b>

**NOTE:** Playbound (™)Poured-In-Place Surfacing consists of a 50% Color - 50% Black speckled mix, includes aggregate base. 24 hour security of site until product sets is the responsibility of the customer.

**OPTIONAL:**

- Engineered Wood Fiber, 75 cubic yds, INSTALLED, ADD \$3,900.00
- Engineered Wood Fiber, 90 cubic yds, DELIVERED, ADD \$2,430.00

Quote Accepted by: \_\_\_\_\_ Date: \_\_\_\_\_

**Terms:** Net 20  
**Site Preparation & Site Restoration is the responsibility of the customer.**  
**Lead time:** 10-12 Weeks Upon Receipt of Order  
**Quote Effective:** **Until 03-01-2024**

# BURKE GENERATIONS WARRANTY®

## The Longest and Strongest warranty in the industry

BCI Burke Company, LLC ("Burke") warrants that all standard products are warranted to be free from defects in materials and workmanship, under normal use and service, for a period of one (1) year from the date of shipment.

## We stand behind our products. In addition, the following products are warranted, under normal use and service from the date of shipment as follows:

- One Hundred (100) Year Limited Warranty on aluminum and steel upright posts (including Intensity®, Synergy™, Nucleus®, Voltage®, Little Buddies®, ELEVATE®, ACTIVATE®, INVIGORATE™) against structural failure due to corrosion, deterioration or workmanship.
- One Hundred (100) Year Limited Warranty on KoreKonekt® clamps against structural failure due to corrosion, deterioration or workmanship.
- One Hundred (100) Year Limited Warranty on Hardware (nuts, bolts, washers)
- One Hundred (100) Year Limited Warranty on bolt-through fastening and clamp systems (Synergy™, Intensity®, Nucleus®, Voltage®, Little Buddies®, ELEVATE®).
- Twenty-Five (25) Year Limited Warranty on spring assemblies and aluminum cast animals.
- Fifteen (15) Year Limited Warranty on structure platforms and decks, metal roofs, table tops, bench tops, railings and barriers against structural failure due to materials or workmanship.
- Fifteen (15) Year Limited Warranty on all plastic components including StoneBorders against structural failure due to materials or workmanship.
- Ten (10) Year Limited Warranty on ShadePlay Canopies fabric, threads, and cables against degradation, cracking or material breakdown resulting from ultra-violet exposure, natural deterioration or manufacturing defects. This warranty is limited to the design loads as stated in the specifications.
- Ten (10) Year Limited Warranty on NaturePlay® Boulders and GFRC products against structural failure due to natural deterioration or workmanship. Natural wear, which may occur with any concrete product with age, is excluded from this warranty.
- Ten (10) Year Limited Warranty on Full Color Custom Signage against manufacturing defects that cause delamination or degradation of the sign. Full Color Custom Signs also carry a two (2) year warranty against premature fading of the print and graphics on the signs.
- Five (5) Year Limited Warranty on Intensity® and RopeVenture® cables and LEVEL X® flex bridge against premature wear due to natural deterioration or manufacturing defects. Determination of premature wear will be at the manufacturer's discretion.
- Five (5) Year Limited Warranty on moving parts, including swing components, against structural failure due to materials or workmanship.
- Five (5) Year Limited Warranty on PlayEnsemble® cables and mallets against defects in materials and workmanship.
- Three (3) Year Limited Warranty on electronic panel speakers, sound chips and circuit boards against electronic failure caused by manufacturing defects.

The warranty stated above is valid only if the equipment is erected in conformity with the layout plan and/or installation instructions furnished by BCI Burke Company, LLC using approved parts; have been maintained and inspected in accordance with BCI Burke Company, LLC instructions. Burke's liability and your exclusive remedy hereunder will be limited to repair or replacement of those parts found in Burke's reasonable judgment to be defective. Any claim made within the above stated warranty periods must be made promptly after discovery of the defect. A part is covered only for the original warranty period of the applicable part. Replacement parts carry the applicable warranty from the date of shipment of the replacement from Burke. After the expiration of the warranty period, you must pay for all parts, transportation and service charges.

Burke reserves the right to accept or reject any claim in whole or in part. Burke will not accept the return of any product without its prior written approval. Burke will assume transportation charges for shipment of the returned product if it is returned in strict compliance with Burke's written instructions.

**THE FOREGOING WARRANTIES ARE EXCLUSIVE AND IN LIEU OF ANY OTHER WARRANTY, EXPRESS OR IMPLIED, INCLUDING BUT NOT LIMITED TO ANY IMPLIED WARRANTY OF MERCHANTABILITY OR FITNESS FOR A PARTICULAR PURPOSE. IF THE FOREGOING DISCLAIMER OF ADDITIONAL WARRANTIES IS NOT GIVEN FULL FORCE AND EFFECT, ANY RESULTING ADDITIONAL WARRANTY SHALL BE LIMITED IN DURATION TO THE EXPRESS WARRANTIES AND BE OTHERWISE SUBJECT TO AND LIMITED BY THE TERMS OF BURKE'S PRODUCT WARRANTY. SOME STATES DO NOT ALLOW THE EXCLUSION OF CERTAIN IMPLIED WARRANTIES, SO THE ABOVE LIMITATION MAY NOT APPLY TO YOU.**

**Warranty Exclusions:** The above stated warranties do not cover: "cosmetic" defects, such as scratches, dents, marring, or fading; damage due to incorrect installation, vandalism, misuse, accident, wear and tear from normal use, exposure to extreme weather; immersion in salt or chlorine water, unauthorized repair or modification, abnormal use, lack of maintenance, or other cause not within Burke's control; and

**Limitation of Remedies:** Burke is not liable for consequential or incidental damages, including but not limited to labor costs or lost profits resulting from the use of or inability to use the products or from the products being incorporated in or becoming a component of any other product. If, after a reasonable number of repeated efforts, Burke is unable to repair or replace a defective or nonconforming product, Burke shall have the option to accept return of the product, or part thereof, if such does not substantially impair its value, and return the purchase price as the buyer's entire and exclusive remedy. Without limiting the generality of the foregoing, Burke will not be responsible for labor costs involved in the removal of products or the installation of replacement products. Some states do not allow the exclusion of incidental damages, so the above exclusion may not apply to you.

The environment near a saltwater coast can be extremely corrosive. Some corrosion and/or deterioration is considered "normal wear" in this environment. Product installed within 500 yards of a saltwater shoreline will only be covered for half the period of the standard product warranty, up to a maximum of five years, for defects caused by corrosion. Products installed in direct contact with saltwater or that are subjected to salt spray are not covered by the standard warranty for any defects caused by corrosion.

Contact your local Burke Representative for warranty information regarding Burke Turf® and Burke Tile products.

### Terms of Sale

**Pricing:** Prices published in this catalog are in USD, are approximate and do not include shipping & handling, surfacing, installation nor applicable taxes. All prices are subject to change without notice. Contact your Burke representative for current pricing. Payments are to be made in USD.

**Weights:** Weights are approximate and may vary with actual orders.


**Installation:** All equipment is shipped unassembled. For a list of factory-certified installers in your area, please contact your Burke representative.

**Specifications:** Product specifications in this catalog were correct at the time of publication. However, product improvements are ongoing at Burke, and we reserve the right to change or discontinue specifications without notice.

**Loss or Damage in Transit:** A signed bill of lading is our receipt from a carrier that our shipment to you was complete and in good condition upon arrival. Before you sign, please check the Bill of Lading carefully when the shipment arrives to make sure nothing is missing and there are no damages. Once the shipment leaves our plant, we are no longer responsible for any damage, loss or shortage.

For more information regarding the warranty, call Customer Service at 920-921-9220 or 1-800-356-2070.

01/2021



**Candy Cane Park  
Village of New Glarus  
319 2nd Street  
New Glarus WI 53574**



Proposal Presented by  
Commercial Recreation Specialists  
807 Liberty Dr, Suite 101  
Verona, WI 53593  
1-877-896-8442

Contacts:

Brian Stracke, Business Development/Account Manager  
brians@crs4rec.com Office Phone: 608.845.0332

Sandy Sargent, Project Coordinator  
sandy@crs4rec.com Phone: 608-616-2936



Village of New Glarus  
Candy Cane Park  
Rendering 644-163910C



UPRIGHT RED    ACCENT WHITE    DECK GRAY    PLASTIC RED/GREEN    HDPE RED    HDPE2C RED/WHT    SHADE N/A    ROOF N/A    CABLE N/A    MAX/APEX GREEN

**CANDY CANE PARK**  
**NEW GLARUS, WISCONSIN**

644-163910C

PLEASE NOTE: RENDERINGS ARE FOR VISUAL PURPOSES ONLY. ANY PRODUCTS AND/OR SITE DETAILS HEREIN MAYBE SUBJECT TO CHANGE WITHOUT NOTICE.



COMMERCIAL RECREATION SPECIALISTS

**play&park**  
**structures**  
A PLAYCORE Company

544 CHESTNUT ST.  
 CHATTANOOGA, TN 37402  
**800.727.1907**  
**PLAYANDPARK.COM**



UPRIGHT RED    ACCENT WHITE    DECK GRAY    PLASTIC RED/GREEN    HDPE RED    HDPE2C RED/WHT    SHADE N/A    ROOF N/A    CABLE N/A    MAX/APEX GREEN

**CANDY CANE PARK**  
**NEW GLARUS, WISCONSIN**  
 644-163910C

PLEASE NOTE: RENDERINGS ARE FOR VISUAL PURPOSES ONLY. ANY PRODUCTS AND/OR SITE DETAILS HEREIN MAYBE SUBJECT TO CHANGE WITHOUT NOTICE.


**COMMERCIAL RECREATION SPECIALISTS**

**play&park**  
**structures**  
A PLAYCORE Company

544 CHESTNUT ST.  
 CHATTANOOGA, TN 37402  
**800.727.1907**  
**PLAYANDPARK.COM**



UPRIGHT RED    ACCENT WHITE    DECK GRAY    PLASTIC RED/GREEN    HDPE RED    HDPE2C RED/WHT    SHADE N/A    ROOF N/A    CABLE N/A    MAX/APEX GREEN

**CANDY CANE PARK**  
**NEW GLARUS, WISCONSIN**

644-163910C

PLEASE NOTE: RENDERINGS ARE FOR VISUAL PURPOSES ONLY. ANY PRODUCTS AND/OR SITE DETAILS HEREIN MAYBE SUBJECT TO CHANGE WITHOUT NOTICE.



COMMERCIAL RECREATION SPECIALISTS

**play&park**  
**structures**  
A PLAYCORE Company

544 CHESTNUT ST.  
 CHATTANOOGA, TN 37402  
**800.727.1907**  
**PLAYANDPARK.COM**



UPRIGHT RED    ACCENT WHITE    DECK GRAY    PLASTIC RED/GREEN    HDPE RED    HDPE2C RED/WHT    SHADE N/A    ROOF N/A    CABLE N/A    MAX/APEX GREEN

**CANDY CANE PARK**  
**NEW GLARUS, WISCONSIN**

644-163910C

PLEASE NOTE: RENDERINGS ARE FOR VISUAL PURPOSES ONLY. ANY PRODUCTS AND/OR SITE DETAILS HEREIN MAYBE SUBJECT TO CHANGE WITHOUT NOTICE.



COMMERCIAL RECREATION SPECIALISTS

**play&park**  
**structures**  
A PLAYCORE Company

544 CHESTNUT ST.  
 CHATTANOOGA, TN 37402  
**800.727.1907**  
**PLAYANDPARK.COM**



UPRIGHT RED    ACCENT WHITE    DECK GRAY    PLASTIC RED/GREEN    HDPE RED    HDPE2C RED/WHT    SHADE N/A    ROOF N/A    CABLE N/A    MAX/APEX GREEN

**CANDY CANE PARK**  
**NEW GLARUS, WISCONSIN**

644-163910C

PLEASE NOTE: RENDERINGS ARE FOR VISUAL PURPOSES ONLY. ANY PRODUCTS AND/OR SITE DETAILS HEREIN MAYBE SUBJECT TO CHANGE WITHOUT NOTICE.



COMMERCIAL RECREATION SPECIALISTS

**play&park**  
**structures**  
A PLAYCORE Company

544 CHESTNUT ST.  
 CHATTANOOGA, TN 37402  
**800.727.1907**  
**PLAYANDPARK.COM**

Candy Cane Park  
 10th Ave & 5th St  
 New Glarus, Wisconsin

Commercial Recreation Specialists

This play equipment is recommended for children ages: 5-12

Minimum Area Required: 109'-11" x 47'-1"

Scale: 1/8" = 1'-0"  
 This drawing can be scaled only when in an 11" x 17" format

Drawn By: Chris Yates  
 Date: 1/4/24  
 Quote Number: 644-163910C

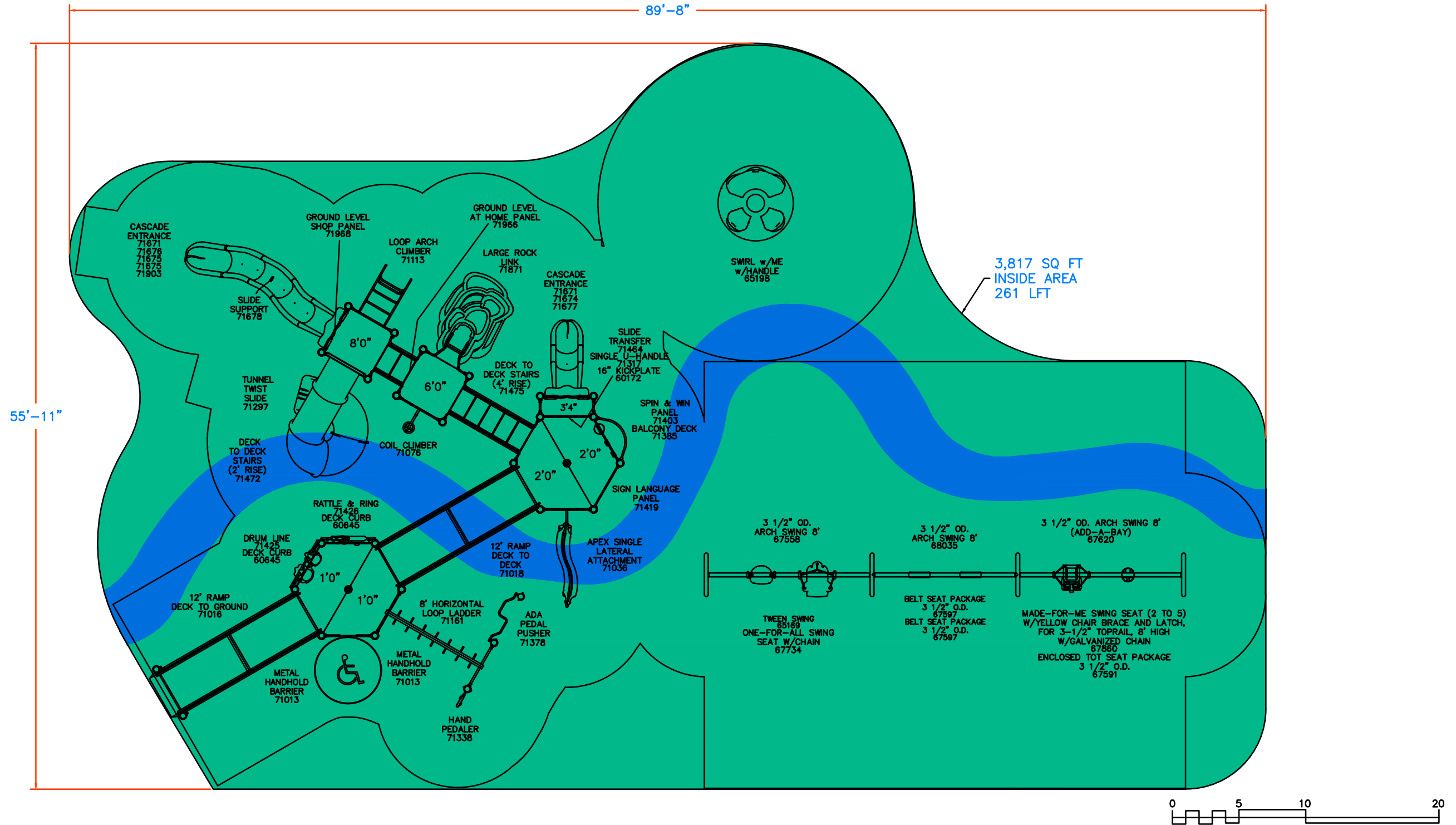
**play&park structures**  
 A PLAYCORE Company

544 Chestnut Street  
 Chattanooga, TN 37402  
 800-727-1907 / www.playandpark.com



Total Play Components	23		
Elevated Play Components	12		
Elevated Play Components Accessible by Ramp	7	Req.	6
Elevated Components Accessible by Transfer	12	Req.	6
Accessible Ground Level Components Shown	11	Req.	0
Different Types of Ground Level Components	6	Req.	0


User Capacity	75-80
Critical Fall Height	8'-0"



It is the manufacturer's opinion that the structure shown herein complies with current ada standards concerning accessibility if used with proper accessible surfacing and together with other necessary ground level play equipment.

Top View drawings and measurements are for overall site and structure appearance purposes. Top view should not be conceived as a construction detail; therefore, all measurements and slope requirements should be field verified prior to construction.

**IMPORTANT:** Never install play equipment over hard, unresilient surfaces such as asphalt, concrete, or compacted earth. It is the owner's responsibility to ensure the "minimum area required" contains an appropriate amount of resilient material to cushion accidental falls.



**COMMERCIAL  
RECREATION  
SPECIALISTS**

**Quote**

**Quote Number:** 0024427  
**Quote Date:** 1/5/2024

Commercial Recreation Specialists  
807 Liberty Dr., Ste 101  
Verona, WI 53593-9160  
Ph: (877) 896-8442 Fx: (608) 848-8782  
43-2046045

Bill To :
Village of New Glarus 319 2nd St New Glarus, WI 53574


Ship To :
Village of New Glarus Candy Cane Park c/o TBD 319 2nd Street New Glarus, WI 53574

Customer ID	Customer PO Number	Sales Rep Name
VILLAGE NEW GLARUS		Brian R Stracke
Valid Through	Shipping Method	Payment Terms
2/4/2024	BEST WAY	SEE BELOW

Item	Description	Quantity	Unit Cost	Amount
/99999 PLAYGROUND	Playground Equipment As Per Rendering #644-163910C  <b>INCLUDES:</b> * (1) Main Playground Structure * (1) Swirl With Me With Handle * (1) 2-Bay Arched Swing Set With (1) Tween Seat, (1) One-For-All Seat, (2) Belt Seats, (1) Tot Seat & (1) Made For Me Seat * Freight For Above Playground Equipment * 6 Days of Playground Installation Supervision by a Certified Playground Installer for community build. * Materials, Freight & Labor to Install 3,817 SF Poured In Place Safety Surfacing, 50/50 Color/Black Mix, Up to 2 Colors	1.00	238,124.21	238,124.21
/DISCOUNT RG	OMNIA PARTNERS DISCOUNT	1.00	41,838.04-	41,838.04-
/DISCOUNT RG	CRS DISCOUNT	1.00	21,787.40-	21,787.40-
	<b>VILLAGE RESPONSIBILITIES:</b> * Removal of existing equipment. * Receiving, off-loading, storage and installation of equipment. * All site preparation for playground including the excavation of the container and installation and compaction of stone to meet requirements for Poured In Place Safety Surfacing.			

Continued





**COMMERCIAL  
RECREATION  
SPECIALISTS**

# Quote

Quote Number: 0024427  
Quote Date: 1/5/2024

Commercial Recreation Specialists  
807 Liberty Dr., Ste 101  
Verona, WI 53593-9160  
Ph: (877) 896-8442 Fx: (608) 848-8782  
43-2046045

Bill To :
Village of New Glarus 319 2nd St New Glarus, WI 53574

Ship To :
Village of New Glarus Candy Cane Park c/o TBD 319 2nd Street New Glarus, WI 53574


Customer ID	Customer PO Number	Sales Rep Name
VILLAGE NEW GLARUS		Brian R Stracke
Valid Through	Shipping Method	Payment Terms
2/4/2024	BEST WAY	SEE BELOW

Item	Description	Quantity	Unit Cost	Amount
	<p>* Site security. * Permits and permitting fees.</p> <p><b>OPTION:</b> Tire Swing &amp; Materials, Freight &amp; Labor to Install Additional 511 SF Poured In Place Safety Surfacing, 50/50 Color/Black Mix = \$13,652.91 - \$73.78 Omnia Partners Discount = \$13,579.13</p> <p><b>IMPORTANT NOTES:</b> * Current manufacturing lead time is ~ 10 weeks after receipt of order and all necessary items required for production purposes. * Freight is based on current quoted rates and is subject to change. Actual freight fees will be reflected on the final invoice. * Pricing is valid for 30 days.</p> <p><b>TERMS:</b> 50% DEPOSIT DUE UPON ACCEPTANCE OF QUOTE 50% BALANCE DUE UPON COMPLETION OF SUPERVISION WORK</p>			

**Note:** This quote is valid for 30 days. Please review the above information carefully. It defines your order as we understand it. If satisfactory, please sign and date below and fax to 608-848-8782, email back to your sales representative, or send a copy with your deposit to the address above. We will begin processing your order upon receipt of both your DEPOSIT AND APPROVAL SIGNATURE, per the terms indicated on your quote above. Additional surcharges may apply depending on final delivery address, actual delivery requirements and payment method. Please note that a 3% convenience fee may apply to credit card orders.

Net Order: 174,498.77  
Freight: 0.00  
Sales Tax: 0.00  
**Order Total: 174,498.77**

Customer Acceptance: \_\_\_\_\_ Date: \_\_\_\_\_  
Donna



COMMERCIAL  
RECREATION  
SPECIALISTS

# Quote

Quote Number: 0024427  
Quote Date: 1/5/2024

Commercial Recreation Specialists  
807 Liberty Dr., Ste 101  
Verona, WI 53593-9160  
Ph: (877) 896-8442 Fx: (608) 848-8782  
43-2046045

<b>Bill To :</b>
Village of New Glarus 319 2nd St New Glarus, WI 53574

<b>Ship To :</b>
Village of New Glarus Candy Cane Park c/o TBD 319 2nd Street New Glarus, WI 53574

Terms and Conditions

- When Installation or site work is specified in the proposal or quote, site security is not included. The customer is responsible for ensuring security during the project when Commercial Recreation Specialists, Inc. is not present installing the specified system and immediately upon completion of the installation. In the event of vandalism or unexpected damage, Commercial Recreation Specialists, Inc. reserves the right to charge the customer for repairs and/or replacement goods.
- This proposal or quote may be withdrawn if not accepted within thirty (30) days of its issuance. Commercial Recreation Specialists, Inc. will consider reasonable revisions to this proposal: included in the terms of a subcontract provided it accurately incorporates the terms and conditions of this proposal. A proposal or quote not accepted within thirty (30) days will be subject to price escalation for installation materials, equipment, and freight. Commercial Recreation Specialists, Inc. reserves the right to adjust its quoted price if the terms of a related subcontract increase its costs or add to Commercial Recreation Specialists, Inc.'s administrative time of compliance.
- When Installation or site work is specified in the proposal or quote, all work shall be performed according to industry standards. Areas in which Commercial Recreation Specialists, Inc. Installation Team will be working shall be free and clear of all debris and accessible to any/all equipment necessary to perform the proposed work. Commercial Recreation Specialists, Inc. assumes the site is buildable and has suitable subsurface conditions to allow the proposed construction.
- Unless waived in writing by Commercial Recreation Specialists, Inc., any changes to the scope of work, or the terms and conditions of this proposal shall be performed only after execution of a written change order.
- Commercial Recreation Specialists, Inc. is not responsible for any delays due to strikes, accidents, weather, acts of God, and/or other delays beyond the control of Commercial Recreation Specialists, Inc. Commercial Recreation Specialists, Inc. is not responsible for any damages due to any of the above or similar causes outside of its control.
- Commercial Recreation Specialists, Inc. is not responsible for receiving, off-loading, storage, installation, project management or coordination, piping, anchor bolts, concrete, surfacing, electrical, plumbing, bonding, bonding payment, geotechnical survey work, excavation, removal of existing materials, removal of debris and packaging material, site restoration, permit fees, stamped drawings or Health department approval unless otherwise specified in the above proposal or quote.
- The Customer is responsible for inspecting all deliveries for damage, noting any damage on the bill of lading, and notifying Commercial Recreation Specialists, Inc. within one (1) day of receiving.
- If applicable, sales tax has been included and will only be removed upon presentation of a Tax-Exempt form, Resale Certificate, or Capitol Improvement form. In the event any asserted tax-exempt status is later denied by a taxing authority, the buyer will be responsible for the unpaid tax and any penalties and interest charges.
- Freight shown is an estimate based on current quoted rates and is subject to change. Actual freight costs will be charged at the time of shipment and will be included on the final invoice applicable, the buyer is responsible for customs fees, duties, or taxes assessed by any port of entry.
- When Installation or site work is specified in the proposal or quote, Commercial Recreation Specialists, Inc. is not responsible for private or public utility charges to locate services unless otherwise specified in the proposal or quote. Private and public utility efforts to locate services need to be completed and marked before Commercial Recreation Specialists, Inc. arrive site. Commercial Recreation Specialists, Inc. is not responsible for damage to or repair of unmarked utilities.
- The Customer is responsible for ensuring the scope of work in the quote or proposal meets all local standards and codes and that all required approvals and permits have been obtained unless otherwise noted in the quote or proposal. This responsibility also extends to any changes requested.
- Commercial Recreation Specialists, Inc. warrants all its labor and workmanship under the attached proposal's scope of work for a period of one (1) year from the date of substantial completion.
- Any requested special or custom modifications and/or alterations made to products installed by Commercial Recreation Specialists, Inc. may void and null warranties provided by the manufacturer.

## Play Component Features



Children love to slide, and often enjoy an exhilarating ride as they wind their way down the enclosed Tunnel Twist Slide.

Ages: All

Deck Heights: 8'

#### WHOLE CHILD BENEFITS



#### PHYSICAL

Gross Motor, Fine Motor



#### SOCIAL-EMOTIONAL

Interaction, Cooperation, Self-Confidence, Sense of Community

#### FEATURES AND BENEFITS

- Enhances core stability, dynamic balance, and leg and hip flexibility
- Provides body and spatial awareness experience

#### METAL COLORS



#### ROTOMOLD COLORS



**Single  
Cascade  
Slide**



The Single Cascade and Single Spiral Cascade Slides offer numerous experiences for kids to experience. The rotomolded slides can attach to your play structure by the metal uprights on your upper deck.

**Single  
Spiral  
Cascade  
Slide**



Ages: All  
Deck Heights: 3'4" to 8'

**FEATURES AND BENEFITS**

- Offers a variety of sensory experiences through various movement patterns (twisting, curved, etc)
- Built-in handrails provide additional support
- Enhances core stability, dynamic balance, and leg and hip flexibility
- Stylized drains are molded into each exit piece

**METAL COLORS**



**ROTOMOLD COLORS**



The Apex Climbing Attachment provides the full body support that developing young children need, while also presenting a challenge for them to master as they develop their skills on the playground.



## Features & Benefits

- Solid surface to support young climbers
- Small holes for gripping, drainage, and foot traction
- Designed specifically for toddler's gripping range
- Provided endless climbing possibilities that simulate real rock climbing
- Creates a natural place for peer interaction and social games

Play Value :



Physical



Social/Emotional

The Loop Arch Climber provides a creative access route that allows children to ascend on either side of this climber as they strive to gain access to an upper deck.



## Features & Benefits

- Climbers promote natural 'looping' patterns, encouraging children to do the same activity over and over again
- Enhances arm and leg coordination and body management skills
- Provides additional support with handrails, while still offering a sense of challenge

Play Value :



Physical



Social/Emotional

The Coil Climber can help contribute to children's cognitive development – memory, problem solving, and imagery/visualization, all influencing improved climbing skills.



## Features & Benefits

- Enhances spatial awareness and arm and leg coordination
- Advances the development of body management skills on stable and unstable apparatuses
- Fosters whole-body muscular strength, endurance and flexibility

Play Value :



Physical



Sensory



Social/Emotional



Overhead ladders provide challenging ways for children to build upper body strength and confidence.



## Features & Benefits

- Alternate loops promote lateral movement enhancing hand-eye coordination
- Creates a place for peer interaction and social games.
- Enhances arm and leg coordination and body management skills.
- Fosters whole-body muscular strength, endurance and flexibility.

Play Value :



Physical



Social/Emotional

Children of all abilities will be able to engage in imaginative social play with this below deck panel.



## Features & Benefits

- Below the deck panels offer a cozy area accessible to engage in imaginative and dramatic play independently or with friends
- Child-height countertop invites children to create imaginary store front businesses as they interact with peers

Play Value :



Physical



Social/Emotional

Our panels offer limitless possibilities for imaginative play!



## At Home Panel

### ABOVE DECK OR GROUND-LEVEL

#### Features and Benefits

- Encourages imagination, creativity, symbolic thinking, and social dialogue through pretend play
- Playful design elevates the look of your space and invites children to play
- Durable and low maintenance HDPE design will keep your play space looking great for years to come
- Available in all our 2-color HDPE options to perfectly coordinate with your structure

**SUPERmax**  
PLAY SYSTEMS

The ADA Pedal Pusher component adds a whole new way for children of all abilities to promote upper body strength, while comfortably seated in a mobility device.



## Features & Benefits

- This unique ground level vertical pedal pusher promotes upper body strength and conditioning
- Promotes gross motor skills and body management skills.

Play Value :



Physical



Social/Emotional

Sign language is a universal language that benefits children and adults who experience auditory challenges.



## Features & Benefits

- Promotes awareness, acceptance, and understanding
- Provides various ways to communicate and opportunities for social games
- Available above and below decks
- Allows children to interact and learn at the same time

Play Value :



Physical



Sensory



Social/Emotional



Cognitive

The Hand Pedaler is a ground level activity that requires physical energy to turn the knob. The orientation of this panel is accessible to mobility devices.



## Features & Benefits

- Interactive panel with motion element
- Designed specifically for toddler's gripping range
- Provides opportunities for social games

Play Value :



Physical



Social/Emotional

Inspire future percussionists with Play & Park's Drum Line. Realistic looking drums align at an ideal height, inviting multiple children to create unique rhythms and sound.



## Features & Benefits

- Provides opportunities for children who are nonverbal a way to participate, experiment with sound, engage with others, & explore with cause & effect
- Accessibility encourages multigenerational, inclusive and socially interactive play
- Music gives children an auditory and sensory stimulating way to play creatively, draw attention to themselves, and demonstrate their success to others

Play Value :



Cognitive Communication Physical Sensory Social/Emotional

play&park

# music makers™



Making music...to their ears!

Play & Park Music Makers bring whimsical instruments and sounds outdoors to the playground. The Music Makers instruments are designed so that each instrument actually creates a unique sound that's never been heard on the playground before. Add Music Makers components to your playground and experience the incredible tunes that children can create!


Rattle & Ring



Whistle



Drum Line & Rain Wheels



## Standards-based Music Activity Cards

Each order of multiple Music Makers components comes with standards-based music activity cards to be used outdoors on the playground. Each activity teaches children about a different aspect of music including tone, rhythm and much more. Physical activity is incorporated into each card with creative movement and dance. Enhance learning opportunities on your playground with the Music Makers activity cards!

Free Standards-Based Music Maker Activity Folder with every purchase!



# play&park structures®

A PLAYCORE Company

1.800.727.1907 [www.playandpark.com](http://www.playandpark.com)



## Deep Kettle Drum

The Deep Kettle Drum produces two deep, resonating sounds. A deep bass sound can be achieved by striking the drum in the middle and an open sound is achieved by striking the drum closer to the edge.



## Drum Line

Drums are percussion instruments that can be tapped with fingers, or struck with an open hand. Children can create a steady beat by tapping Drum Line with their hands, drumming with their fingertips, or banging with cupped hands.

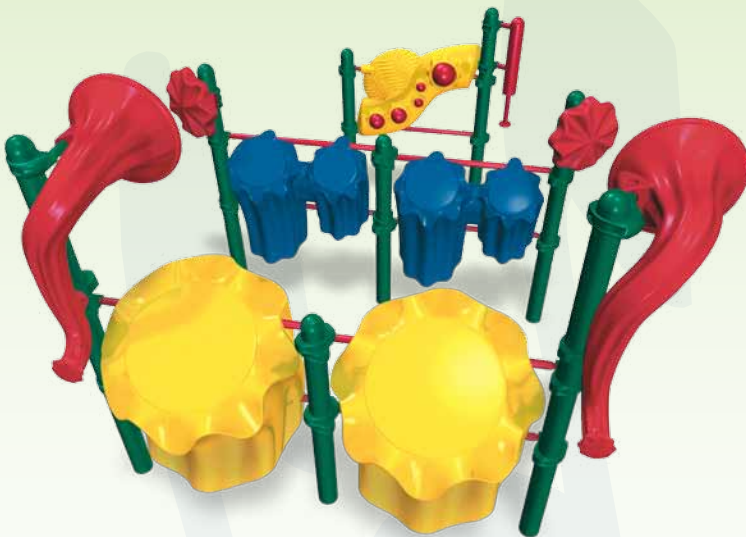


## Rattle & Ring

This unique combination of bells and scraper creates the perfect variety of sounds. Each bell has its own distinct pitch and the scraper creates a raspy tone when the raised grooves are scraped.



# play&park music




## Marching Band

**67835** Ages 2-5 or 5-12



Rattle & Ring Whistle



Rain Wheel Drum Line Drum Line Rain Wheel



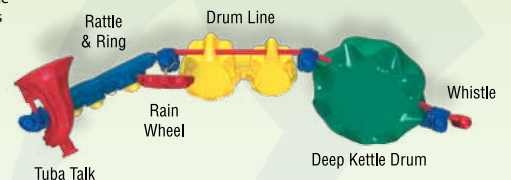
Tuba Talk Deep Kettle Drum Deep Kettle Drum Tuba Talk

## Marching Band Interactive

**67839** Ages 2-5 or 5-12



Designed for Accessibility  
When installed on ADA Accessible surfacing, Music Makers clusters provide a great opportunity for children of all abilities to be in the middle of play.



## Quartet

**67834** Ages 2-5 or 5-12



## Quartet Performance Stage

**67838** Ages 5-12



## Tuba Talk

The Tuba Talk creates a loud powerful sound on the playground. Children can talk, sing or hum into the smaller opening and listen to their voice as it is amplified to make music.



## Whistle

The clear, rich sound of a whistle echoes across the playground. A short push & pull creates a quick sharp sound, while a full extension of the plunger creates a sound that is deeper and richer in tone and resonates longer.



## Rain Wheel

The Rain Wheel can be either turned or shaken, creating a sound that imitates rain. Children can also tap the wheel to make a more controlled sound or create percussive rhythms.



## Music Makers Clusters

are also available as a freestanding addition to your playground. Take a look at the options shown or get more information at [playandpark.com](http://playandpark.com). The Music Makers Quartet, Marching Band, and Orchestra are great musical additions to your playground that accommodate multiple children, are ADA accessible, and do not require impact attenuating surfacing. Receive a Standards-Based Music Makers Activity Folder free with every purchase.



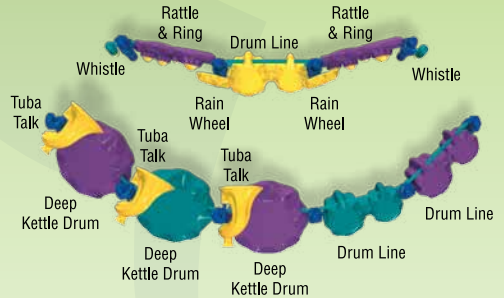
## Orchestra

67836 Ages 2-5 or 5-12



## Orchestra Interactive

67840 Ages 2-5 or 5-12



**Create your own Music!**  
Contact your local sales rep for additional configurations.

play&park  
structures®

A PLAYCORE Company

1.800.727.1907 [www.playandpark.com](http://www.playandpark.com)



Free Standards-Based Music Maker Activity Folder with every purchase!



67835 Marching Band



Drum Line



**Enhance learning on the playground!**

Music Makers can be added to any playground. Add freestanding components such as one of our Music clusters to any existing or new space, or incorporate the instruments onto your structure. Bring music to your playground today!



SF-326 Music Bench

Provide seating for your music area with this whimsical bench.

**Go to [playandpark.com](http://playandpark.com) to see a video of Music Makers instruments in action!**

Call 800-727-1907 or go to [playandpark.com](http://playandpark.com)

to order our full Outdoor Creative Play & Learning System, which is full of Standards-based activities for any outdoor space and also coordinates with Music Makers activity cards.



**play&park structures**<sup>®</sup>

A PLAYCORE Company

1.800.727.1907 [www.playandpark.com](http://www.playandpark.com)



The Selfie Swirl with Me combines the fun of a merry-go-round with making memories with friends and family. This freestanding, rotomolded plastic spinner is inserted into the ground and includes a wheel participants can turn to spin and four cell phone holders around the wheel to record the action.

Ages: All

ASTM Use Zone: 23'8" x 23'8"

#### FEATURES AND BENEFITS

- Children love watching themselves turn the wheel to start the spinning action!
- Defined entry point allows universal access for children of all abilities
- Molded-in hand grips support outside standing riders
- Features two individual seats contoured for comfort and stability and one Buddy Seat that can hold up to three children

#### METAL COLORS



#### ROTOMOLD COLORS



The Arch Swing Bay with strap swings promotes physical, social, and cognitive development, and offers certain therapeutic benefits, including movement and perceptual skills, spatial awareness, general fitness, social interaction, mental representation, and sensory integration, including vestibular development (balance).



## Features & Benefits

- Integrates a smooth and synchronized movement pattern
- Emphasizes the importance of timely energy transfer during movement
- Promotes aerobic fitness, muscular force, and whole-body awareness

Play Value :



Physical

Sensory

Social/Emotional

Cognitive

The Made-for-Me Swing Seat promotes physical, social, cognitive development, spatial awareness, general fitness, social interaction, mental representation, and sensory integration.



Made-for-Me Seat ages 5-12



Made-for-Me Seat ages 2-5

## Features & Benefits

- Offers certain therapeutic benefits including movement and perceptual skills
- One of the only full-support seats that is age and size specific
- Integrates a smooth and synchronized movement pattern
- Supports vestibular development (Balance)

Play Value :



Cognitive



Physical



Sensory



Social/Emotional



The One-For-All Swing Seat promotes physical, social, cognitive development, spatial awareness, general fitness, social interaction, mental representation, and sensory integration, including vestibular development (balance).

MODEL	CHAIN	TOP RAIL
67731	Uncoated	8' (244 cm)
SS7731	Stainless	8' (244 cm)
67734	Uncoated	8' (244 cm)
SS7734	Stainless	8' (244 cm)
67737	Uncoated	8' (244 cm)
SS7737	Stainless	8' (244 cm)

#### FEATURES AND BENEFITS

- Offers certain therapeutic benefits including movement and perceptual skills
- Offers another option for extra stability for children with disabilities
- Integrates a smooth and synchronized movement pattern
- Features uncoated, stainless steel chain

#### ROTOMOLD COLORS



#### WHOLE CHILD BENEFITS



**PHYSICAL**  
Gross Motor, Fine Motor



**SOCIAL-EMOTIONAL**  
Interaction, Cooperation, Self-Confidence, Sense of Community



**SENSORY**  
Sight, Touch, Smell, Hearing, Taste, Vestibular, Proprioception



**COGNITIVE**  
Problem Solving, Abstract Thinking, Learning



Bring color to the play space with the Tween Swing.

This unique swing shape is designed for comfort and stability with ample room for kids and adults.

Ages: 5-12

Top Rail Height	Part Number
8' x 2 3/8"	65176
8' x 3 1/2"	65169
5" x 8'	65175

#### FEATURES AND BENEFITS

- Stainless steel chain, swing hangers and hardware included
- Can be used for 2 3/8", 3 1/2" and 5" top rail swing bays
- Rotomolded design available in 15 color options and 22 metal accents

#### METAL COLORS



#### ROTOMOLD COLORS





The 8 foot and 12 foot accessible ramps provide generous space for both caregivers and users of mobility devices.




## Features & Benefits

- Ramp area provides ample room for mobility devices
- Gentle slope reaches heights of either 8" in an 8 foot span or
- Reaches 12" height in a 12 foot span

# What makes Play & Park Structures Decks Better?


## Accessibility Matters to Us

- All Play & Park Structures decks and ramps have an ADA-compliant cluster punch to allow children of all abilities to play
- Holes are 1/8" thick after coating for seamless movement in mobility devices
- Transfer platforms feature large holes for gripping assistance when accessing structures




## Strength and Durability

- Made with 11-gauge hot rolled steel which is heavier than most of our competition
- Robust curved bracing adds strength and stability superior to our competitors
- Solid, double-layered steel corners add strength where decks need it most
- Factory pre-welded bolt attachment system allows for a clean design and easy installation



## Safety Comes First

- 1/8" holes prohibit little fingers from grasping through the holes from under the deck which prevents fingers from being stepped on from above
- Small cluster-punched holes allow limited sun rays to pass through the deck providing shade and a cooler environment for children



play&park  
structures®

A PLAYCORE® Company

1.800.727.1907 [www.playandpark.com](http://www.playandpark.com)


©2008 Play & Park Structures® "A PlayCore® Co." All Rights Reserved.

# Two Smart Choices

Play & Park Structures now offers two smart choices in deck coatings


## PVC (Plastisol) Coating

- Matte finish, higher elasticity, softer tactility, thicker coating density
- Trusted on playgrounds for over 40 years
- Available in Brown, Blue, Red and Green



## Thermoplastic Coating

- Textured finish, low elasticity, firmer tactility, thinner coating density
- New to playground use but has been in site furnishings for over 10 years
- Available in Brown



## Common Similarities

- Meets all regulations for safety and material content
- Demonstrates superior resistance in salt spray testing
- Meets ASTM guidelines for abrasion and impact resistance
- Excellent thermal insulation properties
- Slip resistant
- Does not support mold growth
- High adhesion properties
- Deck contains 68% post consumer recycled content
- Environmentally conscious

## The Truth Behind PVC

### Flexible PVC Usage

Flexible PVC (f-PVC), the type of PVC used for Play & Park Structures deck coating, is an eco-friendly material, which has been used in medical tubing and patient care products for over 50 years, and has aided in saving countless lives.



Medical Air Cast

### There are No CPSC Bans on PVC.



PVC Pipe

The US Consumer Product Safety Commission (CPSC) voted in 2003 to dismiss a petition to ban flexible PVC for products for children less than 5 years of age observing that these products posed no demonstrated health risks. In 2007 the CPSC reaffirmed that decision.

### PVC: Not a Significant Source of Dioxin Formation

Neither PVC production nor incineration is a significant source of chlorinated dioxins in the environment. Most dioxins, which are considered to be an environmental pollutant, currently produced in the US come from natural sources, like forest fires or volcanoes. A 1995 study of dioxin formation in 169 incinerators worldwide found no statistical correlation between chlorine in waste streams and dioxin emissions.(1)



Garden Hose

### Conserving Energy through PVC Production

PVC is produced in highly "atom efficient" reactions which produce very little unwanted by-product. PVC also requires less energy to produce than many competitive materials including other thermoplastics. PVC is sparing of precious hydrocarbon resources. These attributes likewise make PVC a "green" material.



Conserving Energy

### PVC Products Make Up Less than 1% of US Landfill Space

Studies have shown that f-PVC additives are not leached from land fill PVC products (2). PVC products (which can be compacted under pressure) occupy a very small fraction of space, perhaps 1%, in US landfills.(3)



Medical Plastic Gloves

### Recyclability of PVC

PVC is also very recyclable. Up to half of the flexible PVC products on the market contain post industrial recycled material. Post consumer flexible PVC is also recyclable and with government programs making recycled PVC more attractive this type of material is at last finding its place alongside virgin PVC products. (4).



Vinyl Siding

Flexible PVC is a product which makes lives, cleaner, safer and better.

1. H. G. Rigo, A. J. Chandler, W. S. Lanier, The Relationship between Chlorine in Waste Streams and Dioxin Emissions From Waste Combustor Stacks: an ASME Research Report (Crtd Series Vol. 36), American Society of Mechanical Engineers, 1995
2. I. Mersiosky, M. Weller, J. Ejlertsson, Water Research, 35, 3063-3070, 2001
3. I. Mersiosky, Journal of Vinyl & Additive Technology, 8, 36-44, 2002
4. See Vinyl 2010, The Voluntary Commitment of the PVC Industry, October, 2001, a standard issued jointly by the European Council of Vinyl Manufacturers, the European Plastics Converters, The European Council for Plasticisers and Intermediates and the European Stabiliser Producers Association.



play&park  
structures®

A PLAYCORE Company

1.800.727.1907 www.playandpark.com

PRINTED ON  
RECYCLED PAPER

Village of New Glarus  
Candy Cane Park  
Nice to Have  
Tire Swing  
Rendering 644-163910B



UPRIGHT RED    ACCENT WHITE    DECK GRAY    PLASTIC RED/GREEN    HDPE RED    HDPE2C RED/WHT    SHADE N/A    ROOF N/A    CABLE N/A    MAX/APEX GREEN

**CANDY CANE PARK**  
**NEW GLARUS, WISCONSIN**

644-163910B

PLEASE NOTE: RENDERINGS ARE FOR VISUAL PURPOSES ONLY. ANY PRODUCTS AND/OR SITE DETAILS HEREIN MAYBE SUBJECT TO CHANGE WITHOUT NOTICE.



COMMERCIAL RECREATION SPECIALISTS

**play&park**  
**structures**  
A PLAYCORE Company

544 CHESTNUT ST.  
 CHATTANOOGA, TN 37402  
**800.727.1907**  
**PLAYANDPARK.COM**



UPRIGHT RED    ACCENT WHITE    DECK GRAY    PLASTIC RED/GREEN    HDPE RED    HDPE2C RED/WHT    SHADE N/A    ROOF N/A    CABLE N/A    MAX/APEX GREEN

**CANDY CANE PARK**  
**NEW GLARUS, WISCONSIN**

644-163910B

PLEASE NOTE: RENDERINGS ARE FOR VISUAL PURPOSES ONLY. ANY PRODUCTS AND/OR SITE DETAILS HEREIN MAYBE SUBJECT TO CHANGE WITHOUT NOTICE.



COMMERCIAL RECREATION SPECIALISTS

**play&park**  
**structures**  
A PLAYCORE Company

544 CHESTNUT ST.  
 CHATTANOOGA, TN 37402  
**800.727.1907**  
**PLAYANDPARK.COM**



UPRIGHT RED    ACCENT WHITE    DECK GRAY    PLASTIC RED/GREEN    HDPE RED    HDPE2C RED/WHT    SHADEN/A    ROOF N/A    CABLE N/A    MAX/APEX GREEN

**CANDY CANE PARK**  
**NEW GLARUS, WISCONSIN**

644-1639108

PLEASE NOTE: RENDERINGS ARE FOR VISUAL PURPOSES ONLY. ANY PRODUCTS AND/OR SITE DETAILS HEREIN MAYBE SUBJECT TO CHANGE WITHOUT NOTICE.



COMMERCIAL RECREATION SPECIALISTS

**play&park**  
**structures**  
A PLAYCORE Company

544 CHESTNUT ST.  
 CHATTANOOGA, TN 37402  
**800.727.1907**  
**PLAYANDPARK.COM**



UPRIGHT RED    ACCENT WHITE    DECK GRAY    PLASTIC RED/GREEN    HDPE RED    HDPE2C RED/WHT    SHADE N/A    ROOF N/A    CABLE N/A    MAX/APEX GREEN

**CANDY CANE PARK**  
**NEW GLARUS, WISCONSIN**

644-163910B

PLEASE NOTE: RENDERINGS ARE FOR VISUAL PURPOSES ONLY. ANY PRODUCTS AND/OR SITE DETAILS HEREIN MAYBE SUBJECT TO CHANGE WITHOUT NOTICE.



COMMERCIAL RECREATION SPECIALISTS

**play&park**  
**structures**  
A PLAYCORE Company

544 CHESTNUT ST.  
 CHATTANOOGA, TN 37402  
**800.727.1907**  
**PLAYANDPARK.COM**





UPRIGHT RED    ACCENT WHITE    DECK GRAY    PLASTIC RED/GREEN    HDPE RED    HDPE2C RED/WHT    SHADE N/A    ROOF N/A    CABLE N/A    MAX/APEX GREEN

**CANDY CANE PARK**  
**NEW GLARUS, WISCONSIN**

644-163910B

PLEASE NOTE: RENDERINGS ARE FOR VISUAL PURPOSES ONLY. ANY PRODUCTS AND/OR SITE DETAILS HEREIN MAYBE SUBJECT TO CHANGE WITHOUT NOTICE.



COMMERCIAL RECREATION SPECIALISTS

**play&park**  
**structures**  
A PLAYCORE Company

544 CHESTNUT ST.  
 CHATTANOOGA, TN 37402  
**800.727.1907**  
**PLAYANDPARK.COM**

Candy Cane Park  
10th Ave & 5th St  
New Glarus, Wisconsin

Commercial Recreation Specialists

This play equipment is recommended for children ages:  
5-12

Minimum Area Required:  
109'-11" x 47'-1"

Scale: 1/8" = 1'-0"  
This drawing can be scaled only when in an 11" x 17" format

Drawn By:  
Chris Yates  
Date:  
12/28/23  
Quote Number:  
644-163910B

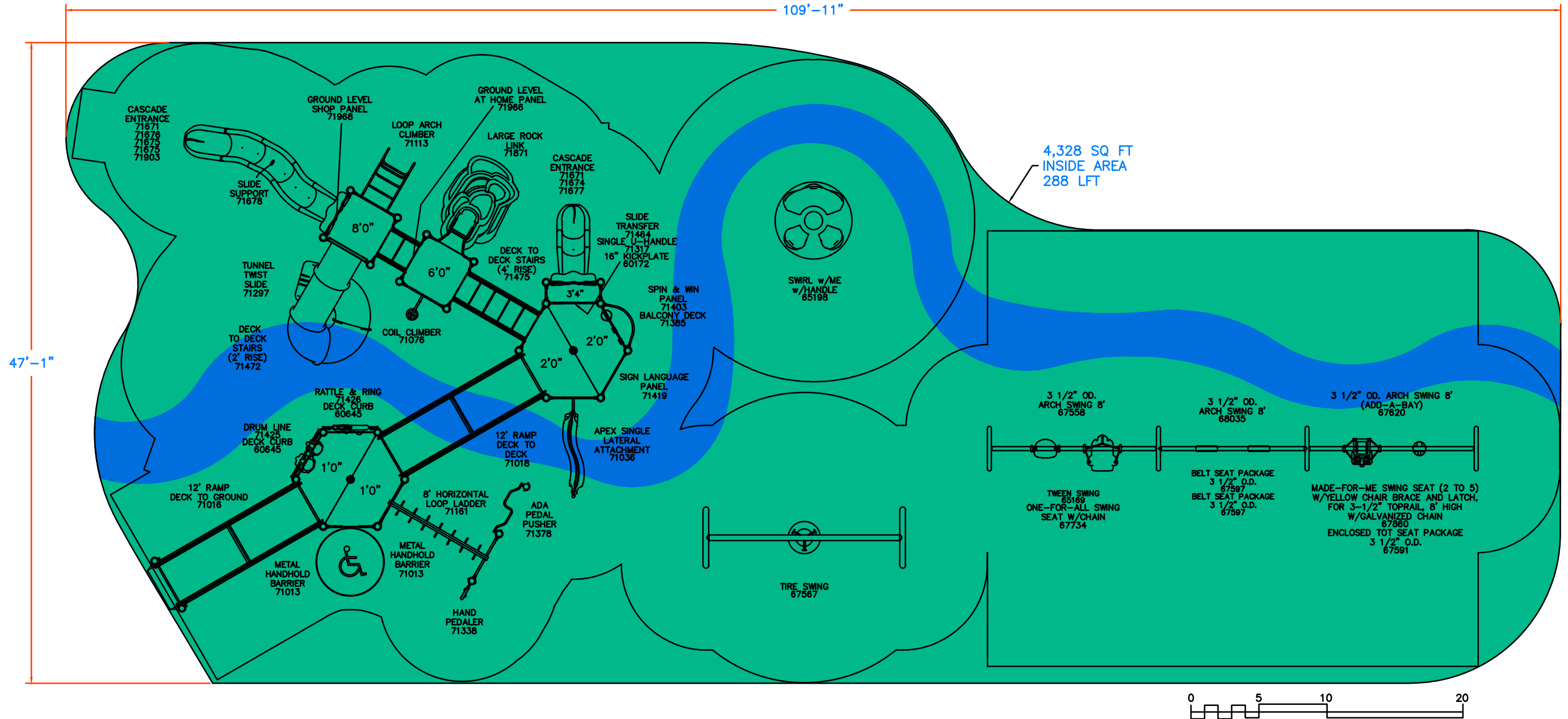
play&park  
structures®  
A PLAYCORE Company

544 Chestnut Street  
Chattanooga, TN 37402  
800-727-1907 / www.playandpark.com



Total Play Components	24		
Elevated Play Components	12		
Elevated Play Components Accessible by Ramp	7	Req.	6
Elevated Components Accessible by Transfer	12	Req.	6
Accessible Ground Level Components Shown	12	Req.	0
Different Types of Ground Level Components	6	Req.	0

User Capacity	80-85
Critical Fall Height	8'-0"



It is the manufacturer's opinion that the structure shown herein complies with current ada standards concerning accessibility if used with proper accessible surfacing and together with other necessary ground level play equipment. Top view drawings and measurements are for overall site and structure appearance purposes. Top view should not be conceived as a construction detail; therefore, all measurements and slope requirements should be field verified prior to construction. **IMPORTANT:** Never install play equipment over hard, unresilient surfaces such as asphalt, concrete, or compacted earth. It is the owner's responsibility to ensure the "minimum area required" contains an appropriate amount of resilient material to cushion accidental falls.

Nice to Have  
Tire Swing Option  
Additional Play  
Component Feature

Our superior rotational molded Tire Swing, is constructed with a super-strong galvanized steel ring that provides the structural support for this lightweight Tire Swing alternative.



## Features & Benefits

- Integrates a smooth and synchronized movement pattern
- Spinning motion promotes vestibular development
- Promotes aerobic fitness, muscular force, and whole-body awareness

Play Value :



Physical



Sensory



Social/Emotional



# Equipment Information

Developing appropriate play environments that address the needs  
of the **whole child**

*Each product found on your structure has at least one of the Playabilities listed below.  
Look for these icons on each product page to identify which playability the product entails.*



## Cognitive

Children learn through play and interacting with people and the world around them. Supporting intuitive play behaviors that stimulate development can help keep children engaged in meaningful play for longer periods of time. Opportunities for children to problem solve, think abstractly, and develop cause and effect skills help provide unique hands on opportunities to bring learning outside.



## Communication

Playgrounds can support the development of receptive and expressive language, allowing children to demonstrate what they know and express themselves. Language development occurs through natural play behaviors and routines and is enhanced through developmentally appropriate play elements, loose parts, and outdoor programming.



## Physical

All children need opportunities to be physically active through play. Play environments that provide a variety of developmentally appropriate activities, offer healthy risk, and challenge children of all abilities, creating places where everyone wants to play.



## Sensory

Play is most meaningful in sensory-rich environments that encourage discovery and exploration. Sensory play through tactile, visual, auditory, smells and tastes, vestibular, and proprioceptive experiences help children understand the world around them.



## Social/Emotional

For play to be truly inclusive, children need to be socially included. As children play together, they learn to cooperate, take turns, and engage in meaningful dramatic and imaginative play experiences that create lifelong memories. Providing places for children to feel emotionally secure allows them to belong and choose how and when to engage in play.




# Evidence-Based Playground Activities

## PROMOTING PHYSICAL ACTIVITY & FITNESS THROUGH PLAY!

Play is essential to the physical, mental, and emotional development of all children. Play & Park Structures encourages movement by offering play environments that address gross motor development, strength, endurance, flexibility, and balance through active play. We provide fun and stimulating environments that utilize six key elements of play to promote fitness and physical activity on the playground.

- Balancing
- Spinning
- Climbing
- Brachiating
- Sliding
- Swinging



Maximize the Physical Fitness Value of your playground equipment with the standards-based activities in the Play On! program. See the back of this brochure for more information.

## Building Healthy Bodies Through Play

The purpose of Play On! is to encourage physical fitness and fun through the use of well-designed outdoor play environments and creative playground learning activities. Play On! provides school and recreation professionals with unique resources to address health and wellness initiatives, while maximizing the value and potential of their playground.

# play&park structures®

A PLAYCORE Company

1.800.727.1907 [www.playandpark.com](http://www.playandpark.com)





Join the Movement!  
Ask us how your  
playground can  
be designated as  
a Play On! National  
Demonstration Site!

Playground  
of play into  
activity, an  
Use the Pla  
playground  
challenge  
through ac



### Benefit 1

#### Brachiating

- Improves muscular strength and endurance
- Promotes hand-eye coordination and rhythmic body movement



### Benefit 2

#### Climbing

- Enhances spatial awareness and coordination
- Fosters whole-body muscular strength, endurance, and flexibility




### Benefit 3

#### Swinging

- Promotes aerobic fitness, muscular force, and whole-body awareness
- Emphasizes the importance of timely energy transfer during movement

Playscapes that incorporate six key elements intentionally address fitness, physical and overall child development. Play On! program with your playground to motivate, engage, and inspire children to move and play actively!



Offers 125 standards-based playground activities for grades PreK-5



### Benefit 4

#### Sliding

- Enhances core stability, dynamic balance, and leg and hip flexibility
- Provides body and spatial awareness experience



### Benefit 6

#### Balancing

- Increases understanding of efficient body positioning and control, principles of gravity, equilibrium, base of support, and counterbalancing
- Promotes muscular strength and endurance throughout the entire body



### Benefit 5

#### Spinning

- Develops kinesthetic awareness and postural control
- Improves understanding of speed, force, and directional qualities of movement




**Play On!** helps educators and programmers educate, strengthen, and build healthier communities through outdoor play. Investing in meaningful play projects and programs results in healthy outcomes and instills a lifelong love of physical activity in today's children. Discover how the Play On! program can be a valid solution to combating childhood obesity and sedentary lifestyles!



## Play On program includes:

- 125 playground activities aligned with National Standards for K-12 Physical Education and Active Start guidelines for preschool-age children
- Assessment worksheets and equipment lists
- Safety, implementation, inclusion, and teaching strategies
- Design considerations
- Pre-designed play environments aligned with Play On! activities

For more information on Play On!, or how to apply for National Demonstration Site status for a Play On! playground, please contact Play & Park Structures at **800.727.1907** or visit us online at [playandpark.com](http://playandpark.com)



Includes funding resources and tips for writing grant proposals!

Developed in partnership with SHAPE America Society of Health and Physical Educators



A PLAYCORE Company

**1.800.727.1907** [www.playandpark.com](http://www.playandpark.com)


© 2015 Play & Park Structures® "A PlayCore Co." All Rights Reserved.

Serious About **PLAY**..  
...and **COLOR!**



The 2023 Color Palettes

**play&park**  
**structures®**



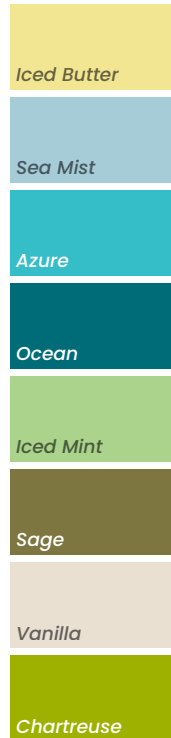
# NEW COLORS FOR 2023

Taking inspiration from subtle nuances of spring and summer, Play & Park Structures is happy to add these new colors to our playground options. With 3 new rotomold colors, 8 new metal colors, and one new HDPE plastic color, you have more design flexibility than before to create the perfect play destination. In the following pages, you will find the 2023 color palettes grouped in similar colorways. It's easy to see how changing even one color can change the character of the whole palette. With a mix of new and old palettes, we hope you find this guide helpful in choosing your next playground colors.

## New Roto Colors



## New Paint Colors



## New HDPE Color











# COOL HUES

## Rainwater

-  **Blue**  
Roto Plastic 1
-  **Gray**  
Roto Plastic 2
-  **Azure**  
Uprights
-  **Blue**  
Metal Accents
-  **Gray**  
Decks
-  **Blue**  
HDPE
-  **Gray/Black**  
2-Color HDPE
-  **Navy Blue**  
Shade











## Clear Sky

-  **Blue**  
Roto Plastic 1
-  **Gray**  
Roto Plastic 2
-  **Sky Blue**  
Uprights
-  **Orange**  
Metal Accents
-  **Gray**  
Decks
-  **Gray**  
HDPE
-  **Gray/Black**  
2-Color HDPE
-  **Silver**  
Shade



## Oceanside

-  **Sky Blue**  
Roto Plastic 1
-  **Royal Purple**  
Roto Plastic 2
-  **Sea Mist**  
Uprights
-  **Sea Mist**  
Metal Accents
-  **Brown**  
Decks
-  **Sky Blue**  
HDPE
-  **Sky Blue/White**  
2-Color HDPE
-  **True Blue**  
Shade











## Secret Cove

-  **Sky Blue**  
Roto Plastic 1
-  **Blue**  
Roto Plastic 2
-  **Champagne**  
Uprights
-  **Chartreuse**  
Metal Accents
-  **Gray**  
Decks
-  **Blue**  
HDPE
-  **Blue/White**  
2-Color HDPE
-  **Navy Blue**  
Shade











## Waterfall

-  **Sky Blue**  
Roto Plastic 1
-  **Blue**  
Roto Plastic 2
-  **Spring Green**  
Uprights
-  **Spring Green**  
Metal Accents
-  **Blue**  
Decks
-  **Blue**  
HDPE
-  **Sky Blue/White**  
2-Color HDPE
-  **Navy Blue**  
Shade











## Peacock

-  **Periwinkle**  
Roto Plastic 1
-  **Royal Purple**  
Roto Plastic 2
-  **Periwinkle**  
Uprights
-  **Spring Green**  
Metal Accents
-  **Blue**  
Decks
-  **Spring Green**  
HDPE
-  **Spring Green/White**  
2-Color HDPE
-  **Lime Green**  
Shade











# SEASCAPES

## Juneau

-  **Azure**  
Roto Plastic 1
-  **Chartreuse**  
Roto Plastic 2
-  **Brown**  
Uprights
-  **Chartreuse**  
Metal Accents
-  **Gray**  
Decks
-  **Brown**  
HDPE
-  **Azure/White**  
2-Color HDPE
-  **Dove Blue**  
Shade




## Coral Reef

-  **Chartreuse**  
Roto Plastic 1
-  **Azure**  
Roto Plastic 2
-  **Metallic**  
Uprights
-  **Orange**  
Metal Accents
-  **Gray**  
Decks
-  **Orange**  
HDPE
-  **Orange/White**  
2-Color HDPE
-  **Dove Blue**  
Shade










## Limestone

-  **Chartreuse**  
Roto Plastic 1
-  **Gray**  
Roto Plastic 2
-  **Bronze**  
Uprights
-  **Azure**  
Metal Accents
-  **Gray**  
Decks
-  **Gray**  
HDPE
-  **Azure/White**  
2-Color HDPE
-  **Silver**  
Shade











## Honeydew

-  **Orange**  
Roto Plastic 1
-  **Chartreuse**  
Roto Plastic 2
-  **Ocean**  
Uprights
-  **Butterscotch**  
Metal Accents
-  **Gray**  
Decks
-  **Orange**  
HDPE
-  **Orange/White**  
2-Color HDPE
-  **Dove Blue**  
Shade











## Recharge

-  **Azure**  
Roto Plastic 1
-  **Chartreuse**  
Roto Plastic 2
-  **Blue**  
Uprights
-  **Chartreuse**  
Metal Accents
-  **Gray**  
Decks
-  **Blue**  
HDPE
-  **Blue/White**  
2-Color HDPE
-  **Navy Blue**  
Shade



## Captivate

-  **Gray**  
Roto Plastic 1
-  **Orange**  
Roto Plastic 2
-  **Bronze**  
Uprights
-  **Bronze**  
Metal Accents
-  **Gray**  
Decks
-  **Orange**  
HDPE
-  **Gray/Black**  
2-Color HDPE
-  **Charcoal**  
Shade











# GOOD NATURED

## On The Rocks

	<b>Gray</b> Roto Plastic 1
	<b>Brown</b> Roto Plastic 2
	<b>Ocean</b> Uprights
	<b>Ice Mint</b> Metal Accents
	<b>Brown</b> Decks
	<b>Brown</b> HDPE
	<b>Brown/White</b> 2-Color HDPE
	<b>Silver</b> Shade



## Safari

	<b>Chartreuse</b> Roto Plastic 1
	<b>Green</b> Roto Plastic 2
	<b>Bronze</b> Uprights
	<b>Chartreuse</b> Metal Accents
	<b>Gray</b> Decks
	<b>Brown</b> HDPE
	<b>Brown/White</b> 2-Color HDPE
	<b>Forest Green</b> Shade






## Courtyard

	<b>Burgundy</b> Roto Plastic 1
	<b>Green</b> Roto Plastic 2
	<b>Sage</b> Uprights
	<b>Bronze</b> Metal Accents
	<b>Brown</b> Decks
	<b>Green</b> HDPE
	<b>Brown/White</b> 2-Color HDPE
	<b>Forest Green</b> Shade




## Succulent Garden

	<b>Green</b> Roto Plastic 1
	<b>Gray</b> Roto Plastic 2
	<b>Vanilla</b> Uprights
	<b>Champagne</b> Metal Accents
	<b>Gray</b> Decks
	<b>Green</b> HDPE
	<b>Green/White</b> 2-Color HDPE
	<b>Forest Green</b> Shade











## Thicket

	<b>Beige</b> Roto Plastic 1
	<b>Green</b> Roto Plastic 2
	<b>Green</b> Uprights
	<b>Beige</b> Metal Accents
	<b>Brown</b> Decks
	<b>Green</b> HDPE
	<b>Green/White</b> 2-Color HDPE
	<b>Forest Green</b> Shade



## Fresco









	<b>Periwinkle</b> Roto Plastic 1
	<b>Spring Green</b> Roto Plastic 2
	<b>Ice Mint</b> Uprights
	<b>Spring Green</b> Metal Accents
	<b>Brown</b> Decks
	<b>Green</b> HDPE
	<b>Green/White</b> 2-Color HDPE
	<b>Forest Green</b> Shade













# CHEERFUL PLAY

## Spring

-  **Yellow**  
Roto Plastic 1
-  **Spring green**  
Roto Plastic 2
-  **Metallic**  
Uprights
-  **Orange**  
Metal Accents
-  **Blue**  
Decks
-  **Spring Green**  
HDPE
-  **Spring Green/White**  
2-Color HDPE
-  **True Blue**  
Shade



## Unity









-  **Yellow**  
Roto Plastic 1
-  **Blue**  
Roto Plastic 2
-  **Red**  
Uprights
-  **Yellow**  
Metal Accents
-  **Blue**  
Decks
-  **Yellow**  
HDPE
-  **Blue/White**  
2-Color HDPE
-  **Navy Blue**  
Shade

## Caterpillar

-  **Red**  
Roto Plastic 1
-  **Yellow**  
Roto Plastic 2
-  **Sky Blue**  
Uprights
-  **Spring Green**  
Metal Accents
-  **Blue**  
Decks
-  **Red**  
HDPE
-  **Spring Green/White**  
2-Color HDPE
-  **True Blue**  
Shade




## Castle Rock









-  **Blue**  
Roto Plastic 1
-  **Red**  
Roto Plastic 2
-  **Beige**  
Uprights
-  **Azure**  
Metal Accents
-  **Gray**  
Decks
-  **Red**  
HDPE
-  **Azure/White**  
2-Color HDPE
-  **Navy Blue**  
Shade

## Gingersnap

-  **Orange**  
Roto Plastic 1
-  **Sky Blue**  
Roto Plastic 2
-  **Champagne**  
Uprights
-  **Orange**  
Metal Accents
-  **Gray**  
Decks
-  **Blue**  
HDPE
-  **Sky Blue/White**  
2-Color HDPE
-  **Silver**  
Shade




## Nation's Best

-  **Red**  
Roto Plastic 1
-  **Blue**  
Roto Plastic 2
-  **White**  
Uprights
-  **Blue**  
Metal Accents
-  **Blue**  
Decks
-  **Red**  
HDPE
-  **Red/White**  
2-Color HDPE
-  **Navy Blue**  
Shade

### Rotomold Colors

Choose from 15 colors



### Metal Colors

Choose from 28 powder coat colors



### HDPE Plastic Colors

Available 1-color or 2-color for graphics



### Raptor Cable Colors

for Meridian products only




### Standard Climber Cable Color




### Nature Rotomold Plastic Colors

for Apex, MaxClimb, and Rock Wall Climbers




**Sandstone**  
Beige w/black flecks



**Deep Granite**  
Gray w/black flecks

### Plastisol Deck and Site Colors

Thermoplastic deck coating is also available. Ask your Play Consultant for more information





Recycled Deck Colors

### Fabric Shade & Canopy



### NEW! DualShade Colors



**play&park**  
**structures®**

[www.playandpark.com](http://www.playandpark.com)



A PLAYCORE Company

## **PLAY & PARK STRUCTURES WARRANTIES**

### **LIMITED WARRANTY ON SUPERMAX, DURAMAX & TOTMAX**

Play & Park Structures provides a lifetime limited warranty on SuperMax, DuraMax & totMax: a fifteen -year warranty on metal decks, pipes, rails, loops, and rungs; a lifetime limited warranty on upright posts; and a one-year limited warranty on powder coated parts. These warranties cover damage due to failure or corrosion of metal parts that cause the product to become structurally unfit for its intended use. Lifetime warranty covers the life of the product as defined below and covers the product under normal use, proper maintenance and at original installation location; see exclusions.

### **LIFETIME LIMITED WARRANTY ON HARDWARE**

Play & Park Structures provides a lifetime limited warranty against structural failure due to breaking or shearing which causes the product to become structurally unfit for its intended use; a lifetime warranty on stainless steel hardware against rust; and a one-year limited warranty on hardware against rust; see exclusions. All testing of Play & Park Structures' hardware is performed under the guidelines of ASTM B117. The lifetime warranty refers to the life of the product as defined below and covers the product under normal use and proper maintenance. The cost of replacement due to scratching or cutting of certain hardware plating is not included in this warranty.

### **FIFTEEN-YEAR LIMITED WARRANTY ON ROTOMOLDED PRODUCTS**

Play & Park Structures provides a fifteen-year limited warranty on rotomolded products and ten-year limited warranty on polyethylene handholds for structural integrity against damage due to breaking or splitting under normal use that causes the product to become structurally unfit for its intended use; see exclusions. In the event of a claim under this warranty, Play & Park Structures will replace the rotomolded product at no cost to the customer.

## **TWENTY-YEAR LIMITED WARRANTY ON RECYCLED PLASTIC LUMBER PRODUCTS**

Play & Park Structures provides a twenty-year limited warranty on recycled plastic lumber products in normal applications against rotting, splintering, decay or structural damage directly from termites or fungal decay that causes the product to become structurally unfit for its intended use; see exclusions.

## **LIMITED WARRANTY ON NET CLIMBERS AND COMPONENTS**

Play & Park Structures provides a five-year limited warranty on nylon-covered cable net climbers and components against structural failure caused by cable breakage; a five-year limited warranty on nylon-covered cable wear and deterioration resulting from defects in material and workmanship; and a one-year limited warranty on nylon rope products. These warranties cover damage due to failure that cause the product to become structurally unfit for the intended use; see exclusions.

## **LIMITED WARRANTY ON INTEGRATED PLAY & PARK SHADE PRODUCTS**

Play & Park Structures provides a ten-year limited warranty on fabric canopies against tears, runs, cracking, mildew and color fading except for red, which has a three-year color warranty. Canopies have a limited warranty against structural failure due to wind of up to 90 miles per hour (mph) and structural failure due to snow and ice loading exceeding five pounds per square foot. Fabric canopies are to be removed if winds are expected to exceed 90 mph or when snow or ice is expected. Fabric warranty does not cover damage resulting from chemical contact.

All metal upright posts and support structure framing have a ten-year limited warranty against becoming structurally unfit for the intended and a one-year limited warranty against rusting and workmanship of painted surfaces. Warranty is limited to winds of up to 90 mph when fabric canopies are installed (wind resistance improves 10 to 20 mph without canopies).

## **LIMITED WARRANTY ON SITE FURNISHINGS**

Play & Park Structures provides a ten-year limited warranty on site furnishings against structural failure and a one-year limited warranty on powder coating. These warranties cover damage due to failure or corrosion of metal parts that cause the product to become structurally unfit for the intended use; see exclusions.

## **LIMITED WARRANTY ON FIBERGLASS SIGNAGE AND HDPE PANELS**

Play & Park Structures provides a ten-year limited warranty on fiberglass sign panels against delaminating or fading and a five-year warranty on high density polyethylene (HDPE) panels against degradation and discoloration.

## **TEN-YEAR LIMITED WARRANTY ON REDWOOD AND PRESSURE-TREATED WOOD PRODUCTS**

Play & Park Structures provides a ten-year limited warranty on redwood and pressure-treated wood products against damage by decay or termites that cause the wood to become structurally unfit for its intended use; see exclusions.

## **FIVE-YEAR LIMITED WARRANTY ON PLAY & PARK STRAP AND TOT SEAT**

Play & Park Structures provides a five-year limited warranty on strap and tot swings seats against structural failure that causes the seats to become unfit for its intended use; see exclusions. The factory installed "S"-Hook and Seat Hanger assemblies are covered under a one-year limited warranty against rust, corrosion, or premature wear.

## **FIVE-YEAR LIMITED WARRANTY ON FREENOTES INSTRUMENT INSERTS**

Instrument inserts provided by Freenotes Harmony Parks carry a five-year limited warranty against failures in manufacturing or materials.

## **THREE-YEAR LIMITED WARRANTY ON "C" SPRINGS FOR SPRING BOUNCERS**

Play & Park Structures provides a three-year limited warranty on "C" springs for Spring Bouncers against damage due to delaminating of the rubber spring and breakage of the "C" spring that would cause the Spring Bounce to become structurally unfit for its intended use; see exclusions.

## **3-YEAR LIMITED WARRANTY ON POLYURETHANE FOAM**

Play & Park Structures provides a three-year limited warranty on polyurethane foam parts. This warranty covers damage due to failure of parts that cause the product to become unfit for its intended use. This three-year limited warranty covers the product as defined below, and covers the product under normal use, proper maintenance and under ownership of the original purchaser; see exclusions below.

## **ONE-YEAR LIMITED WARRANTY ON ALL OTHER PLAY AND PARK STRUCTURES PRODUCTS**

Products included in the Play and Park Structures catalog that are manufactured by other PlayCore companies, including but not limited to UltraSite, UltraPlay, UltraShade, UltraShelter and SurfaceMax, will maintain the warranty of each respective brand.

**For the purpose of this warranty, *lifetime* encompasses no specific term of years, but rather that Seller warrants to its original customer for as long as the original customer owns the Product and uses the Product for its intended purpose that the Product and all parts will be free from defects in material and manufacturing workmanship.**

**Play & Park Structures excludes from these warranties the cost to remove parts and reinstall replacements; replacement due to cosmetic defects or coating deterioration caused by climatic conditions; and wood replacement resulting from**

**twisting, warping, checking, shrinking, swelling or other natural physical properties of wood.**

**To the extent permitted by law, these warranties are expressly in lieu of any other implied or expressed warranties or representation by any person, including any implied warranty of merchantability or fitness. These warranties provide valuable rights to you. No Sales Representative can modify or amend the terms of this warranty.**

## Claim Procedure

To make a warranty claim, send your written statement of claim, along with the original purchase invoice or invoice number to:

Play & Park Structures  
Customer Service  
544 Chestnut Street  
Chattanooga, TN 37402

Or Contact you local Representative at  
**1-800-727-1907**

Within 60 days of notice of claim under warranty, Play & Park Structures will make arrangements to replace the damaged product. Play & Park Structures will cover freight costs within the continental United States. Play & Park Structures is not responsible for freight costs associated with products located outside the continental United States. Play & Park Structures reserves the right to inspect all products identified as damaged.

**Since warranty limitations and exclusions may vary from state to state, you should check any specific warranty rights in your state.**

*Date of Purchase:* \_\_\_\_\_

*Purchaser:* \_\_\_\_\_

*Play & Park Invoice Number:* \_\_\_\_\_

\_\_\_\_\_  
*Authorized Play & Park Signature*

\_\_\_\_\_  
*Title*

See Park Structures on the web at [www.playandpark.com](http://www.playandpark.com)

To obtain a "GENERAL CERTIFICATE of CONFORMITY" as required by the "CONSUMER PRODUCT SAFETY IMPROVEMENT ACT OF 2008" follow the link below and enter your seven-digit customer order number.

[www.cpsia.playcore.com](http://www.cpsia.playcore.com)





## SuperMax Specifications

---

### General System Specifications:

SuperMax features 5" O.D. uprights with a high-strength aluminum alloy clamp fastening system finished with a polyester powder-coat. All uprights shall receive factory installed aluminum post caps and will ship with labels for manufacturer identification.

All decks and components shall connect using the aluminum alloy clamping system. All climbing attachments shall include a 15" wide deck entry archway to control deck access to one child at a time and help prevent inadvertent falls.

Manufacturer shall offer the following warranties on the materials and components of its system:

- Lifetime limited warranty on support posts (uprights)
- 15-Year limited warranty on punched steel decks, pipes, rails, loops and rungs
- 15-Year limited warranty on rotationally molded polyethylene components
- Lifetime limited warranty on all hardware

Manufacturer shall be ISO 9001/2000 certified

Manufacturer shall show IPEMA certification of compliance for each component that the product conforms with the requirements of ASTM F1487-01.

### General Specifications of Materials

#### Polyester Powder-Coating Process

Powder-coat shall be an electrostatically applied custom formula of TGIC polyester powder. All components will be free of sharp edges and excess weld spatter and shall be cleaned in a six stage bath system with an iron phosphate wash, as a rust inhibitor, and a sealer to prevent flash rusting before coating. The coating shall have a super tough finish with maximum exterior durability and will have superior adhesion characteristics. Typical characteristics are: 3.0 - 5.0 mil thickness and oven cured between 375 to 425 degrees Fahrenheit. Pencil Hardness H (ASTM D-3363), Impact (ASTM D-2794-69), Wedge Bend (ASTM D-522-68), Adhesion (Cross Hatch ASTM D-3359 & Knife Scratch ASTM D-2197), Environmental (Stain Resistance ASTM D-1308, Humidity ASTM D 2247 - 87, Salt Spray ASTM B-117 & Fadometer 300 hrs with no loss of gloss), Oven-bake Stability 100% at 400 degrees Fahrenheit.

#### Hardware

All nuts, bolts, and washers, with exceptions noted, shall be 3/8" diameter 18-8 stainless steel in varying lengths, with a vandal-resistant hex-pinned head configuration and factory-applied locking patch. When allowed a 72-hour cure time, the locking patch will prevent the bolt from loosening without at least 4 times the installation torque. Play & Park Structures will supply the special tool required to turn vandal-resistant hardware with each shipment. 1/2" diameter Ramp and Arch Bridge connecting hardware shall be Grade 5 zinc-plated, and 3/8" Clatter Bridge security bolts shall be Grade 8 hardened and zinc-plated.

#### Plastisol Coating

All metal deck platforms, steps, bridge planks, ramps, kickplates, and chains are plastisol-coated. Each part is chemically washed and completely submerged in a special heat-activated primer and allowed to dry. Parts are then pre-heated and immersed in liquid polyvinyl-chloride (plastisol). The PVC coating shall have a typical thickness of .080" to .120", and a hardness of Shore A 83 +/-5 normal

durometer range. This material is classed as "Self Extinguishing", meets or exceeds automotive specifications NVSS302, and contains ultraviolet inhibitors to help prolong the life of the coating. Standard color is brown, with optional colors available. The following characteristics apply:

Tensile Strength - 2,800 psi

Elongation - 290 %

Tear Strength - 420 lbs/in

#### Uprights - Aluminum

The posts shall be 5" O.D. with a 0.125" wall thickness 6061-T6 extruded seamless Aluminum tubing conforming to ASTM B-221 and QQ-A 200/8. Tensile strength is 44,962 psi, and yield strength is 39,885 psi. Entire post is polyester powder-coated after fabrication. A cast aluminum cap of matching color is factory riveted into the top end using two aluminum rivets.

#### SuperMax Clamp

Clamp Ring and Adapters are die cast from an A380 high-strength aluminum alloy with a baked-on polyester powder-coat finish.

### Deck Components

#### Deck Platforms

Metal decks shall be a one-piece construction and shall be designed to maintain a full 48" on center post spacing. Metal decks shall be fabricated from 11 gauge hot rolled steel which shall be punched, formed, and reinforced with welded in place 2-1/2" x 11 ga. steel strips. Decks shall include a pattern of equally spaced slots on each side to provide a flush mounting of play events that attach to the deck, as well as the design of more than one adjacent deck at the same height. Each deck shall have welded at the corner underside a threaded 3/8" stud for attachment to the post's Deck Clamps. This fastening technique eliminates the need for hardware protruding through the deck surface, thereby eliminating the possibility of an entanglement hazard and presenting a clean and smooth deck surface. Entire deck assembly, after fabrication, shall be dipped in a textured skid-resistant poly-vinyl-chloride (plastisol) coating to a minimum thickness of .080".

## Largest in size and capacity

SuperMax structures provide the largest deck, so kids of all abilities can play together. It also boasts the largest product offering of the Play & Park product lines.

Designed to be age appropriate for children ages 2-5 or 5-12.



## Design Specifications

- |                 |   |
|-----------------|---|
| Upright Posts:  | 5" diameter<br>11 gauge aluminum or galvanized steel                                    |
| Decks:          | 48" punched, 12 gauge steel<br>8" to 8' high (in 8" increments)                         |
| ADA Accessible: | With ramps, transfer stations and universally accessible activities and play components |



## The Play & Park Difference

- ❖ Largest collection of components with a broad range of challenges
- ❖ One of the strongest decks, posts, and components in the industry to support even the busiest playground's large capacity
- ❖ Customization of configuration and color options
- ❖ Playscape can be linked to our standards-based curriculum and programs